

KITCHEN/BAR FAUCET WITH SIDESPRAY INSTRUCTIONS
MODEL # 24. . . .20S & MODEL # 24. . . .16S

**IN ORDER TO INSTALL FAUCET CORRECTLY, THE INSTALLER
MUST FOLLOW THE 4 STEPS AS SHOWN ON THE FOLLOWING PAGES**

STEP #1 ON PAGE 2 - Shows a completely assembled faucet as received by installer.

STEP #2 ON PAGE 2 -Shows "The Harness" Assembly which is installed below the counter portion.

STEP #3 ON PAGE 3 - Shows the faucet being taken apart following the letters "A" thru "F" in sequence.

BEGIN INSTALLATION: USING PAGE #3 AS REFERENCE

1. Begin by unscrewing Cap (A) use a light rubber pad or glove - if more pressure is required to loosen cap.
2. Use a phillips screwdriver to remove screw (B).
3. Lift off handle (C) and make sure both HOT and COLD handles are removed.

Note: At this point the "Harness" Lower section as shown in Step#3 will separate from the upper decorative trim section.

4. Next, remove the HOT and COLD sandwich nuts (D) from the upper section.
5. Drop faucet through 1-1/4" holes in countertop; re-install nuts (D) and secure to countertop by re-installing bottom sandwich nuts.

The lower section is now ready to re-assemble into the upper section as shown in Steps 1 and 2 on Page 2.

6. Reverse Steps (A) through (C) and tighten screw (B) securely.
7. Connect or seal point (E) with Handshower Hose or Cap Nut.
8. Now, hook up waterways as required to complete the installation procedure.

**CUSTOM INSTALLATION CRITICAL POINTS
FOR THE FAUCET ASSEMBLY**

MODEL # 24. _ _ .20S

MODEL # 24. _ _ .16S

**STEP
#1**




COUNTER TOP

COUNTER TOP

**STEP
#2**



OPTIONAL
CAP NUT
IF SIDE SPRAY
IS NOT USED



FLEXIBLE
CONNECTORS

HARNESS
ASSEMBLY
BELOW DECK

1/2" WATERWAY
CONNECTION

SIDE SPRAY HOSE
CONNECTOR / DOUBLE
CHECK VALVE

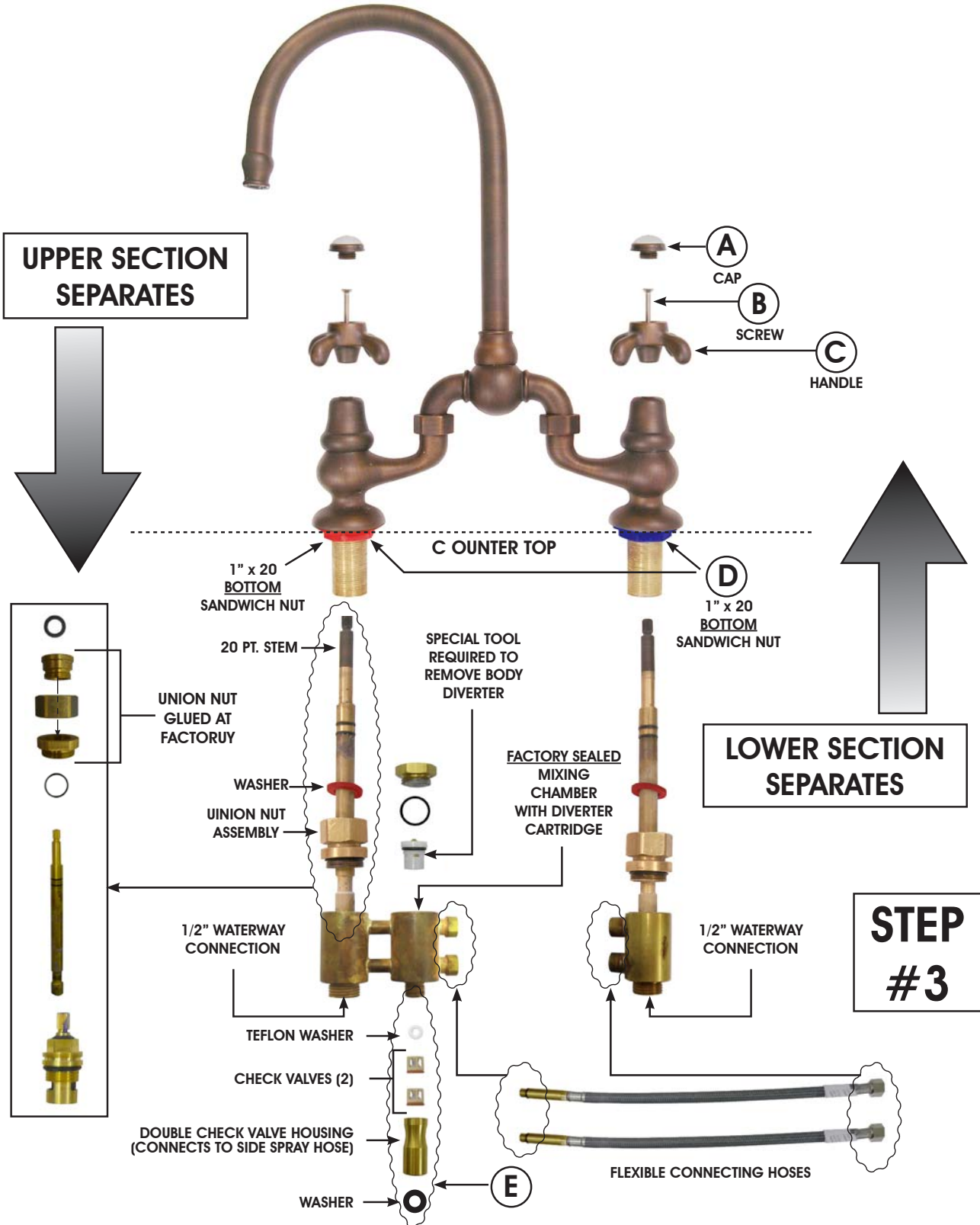
SIDE SPRAY HOSE

1/2" WATERWAY
CONNECTION

CUSTOM INSTALLATION CRITICAL POINTS FOR THE FAUCET ASSEMBLY

MODEL # 24.20S

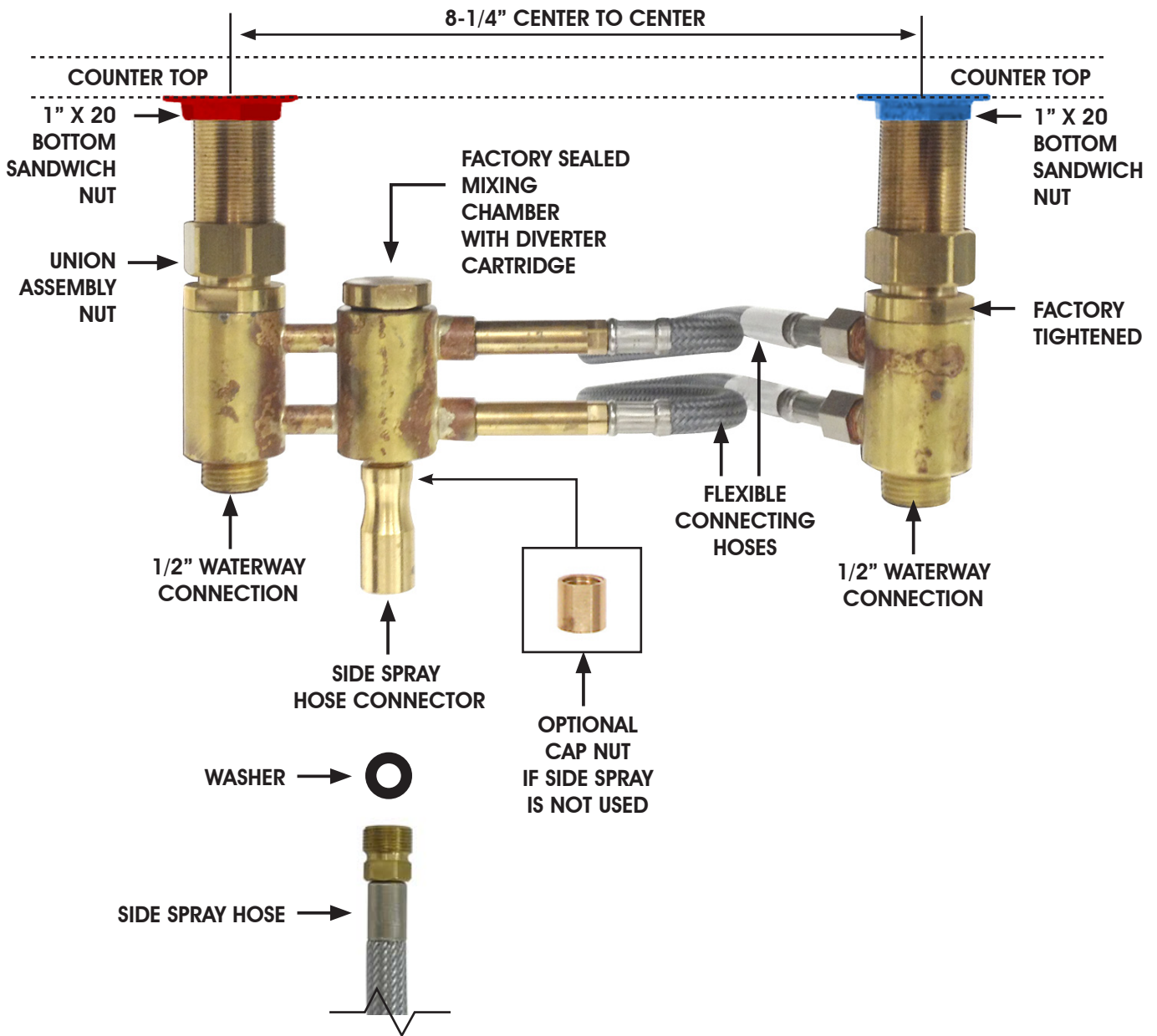
MODEL # 24.16S



**CUSTOM INSTALLATION CRITICAL POINTS
FOR THE FAUCET ASSEMBLY
MODEL # 24. . . .20S
MODEL # 24. . . .16S**

**STEP
#4**

DRILL 1-1/4" HOLE
IN COUNTER TOP
FOR HOT AND COLD VALVES



VALVE CARE

Your 1/4 turn ceramic valve will provide you a lifetime of service when cared for properly. The most common valve problem is a result of debris in the water line, such as sand, silt, solder, metal shavings, lime deposits or other foreign particles. Debris can become lodged between the ceramic discs and result in improper functioning of the open and close action of the valve. Particles can even cause cracks in the ceramic discs and render the cartridge useless. For further information, please contact Bluewater Manufacturing Corporation @ 877-890-8006 or fax your request to 877-373-0649

BLUE WATER MANUFACTURING CORPORATION LIMITED PRODUCT WARRANTY

Product/Finish Warranty: Bluewater Manufacturing Corporation warrants that products are free from manufacturing defects in materials and workmanship for five (5) years from date of invoice. In addition, our Finish Warranty provides limited LIFETIME coverage for Chrome & PVD finishes, five (5) years for powder coated finishes & Polished Gold. Living finishes are warranted for workmanship only. If any material proves to be defective after inspection by our company, it will be repaired or replaced at our discretion at no charge. However, no claims for labor, shipping costs, or consequential damages will be accepted.

What we will do: We will restore any product whose finish proves to be defective back to its original finish at no charge during the appropriate warranty period stated above. Proof of purchase must be provided. After the warranty period, **Bluewater Manufacturing Corporation** will refinish any of its faucets at the prevailing appropriate charge.

What you must do: The faucets must be properly installed according to our instructions and specifications and are for residential use only. The faucets cannot be altered in any way. You must maintain and clean the faucets in accordance with the instructions provided with the product. You must use the faucet(s) for residential use only.

How to obtain service: Send your name, address, and telephone number along with a statement describing the nature of the problem and your paid sales slip or other proof of purchase to:

BLUE WATER MANUFACTURING CORPORATION
3280 Corporate View
Vista, CA 92081

We will then contact you and take appropriate action. Do not send us any part(s) of your faucet(s) or its various connecting hoses unless we have contacted you and have sent you an approved RGA form. All transportation charges for returned goods must be paid by the customer.

What is not covered: This warranty does not cover the crystal/glass, or porcelain products of any faucet or the drain assembly or aerator on other than the Chrome or PVD finishes. This warranty also does not cover damage caused by accident, alterations, misuse, abuse, normal wear and tear, lime deposits, direct exposure to salty air or corrosive materials, or the color change that takes place with the passage of time, or use in any manner contrary to **Bluewater Manufacturing Corporation's** printed instructions. Cartridge warranties vary. Please call factory for details. In the case of in-the-wall installations, **Bluewater Manufacturing Corporation** will assume no liability if there is no access. **In no event will we be liable for labor of any kind, incidental or consequential damages.** This warranty is extended in lieu of all other expressed or implied warranties, whether oral or written. **Many installation compounds are harmful to brass and metal finishes. The use of any lead-based or acidic curing adhesive, silicone, mastic, or plumber's putty on or near our finished products will void the finish warranty. Use only sealants which are neutral curing and are not reactive with metal and brass finishes.** **Bluewater Manufacturing Corporation** reserves the right to change, modify or alter its products as deemed necessary. This warranty supersedes any other American Faucet & Coatings Corporation warranties, whether oral or written.

*Unless otherwise contrary to state law governing the purchase, **Bluewater Manufacturing Corporation's** liability will not exceed the wholesale price for the **Bluewater Manufacturing Corporation** product considered defective. This warranty gives you specific legal rights, and you may also have other rights which vary from state to state. Some states do not allow exclusion of incidental or consequential damages, so the above limitation may not apply to you.*

LIFETIME WARRANTY ON 1/4 TURN CERAMIC DISC CARTRIDGE

Should the ceramic disc cartridge in your faucet ever fail, **Bluewater Manufacturing Corporation** will replace the failed part free of charge to the original purchaser of the product. Your cost will be a \$15.95 handling and mailing charge. Labor not included. When ordering replacements, denote for widespread or centerset lavatory, Roman Tub, or other. Include age of faucet. (This does not include thermostatic, pressure balance, kitchen or diverter cartridges.)

NOTICE

Bluewater Manufacturing Corporation products are ICC-ES PMG listed and are tested to ASME A112.18.1/CSA B125.1-2011 and ASSE 1016, and comply with NSF/ANSI 61-2011a and NSF372 - 2010 for basin faucet, bar faucets, and kitchen faucets as required.