

SIGMA[®]

PRECISION CRAFTED FAUCETRY



2025 CATALOG

SIGMA[®]

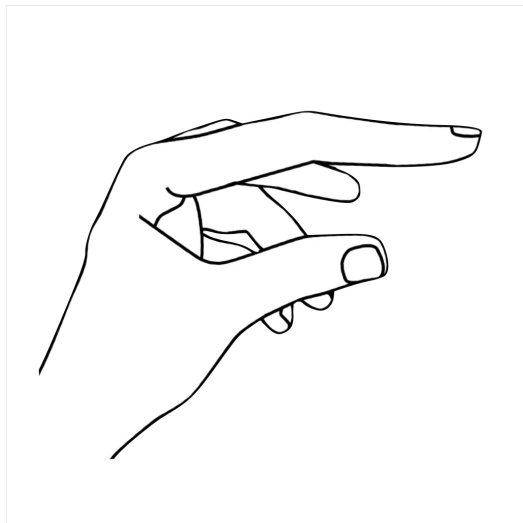
PRECISION CRAFTED FAUCETRY

1333 KEYSTONE WAY, SUITE 101
VISTA, CALIFORNIA 92081

Telephone	1-800-960-2284
Fax	1-800-621-8383
Email	customerservice@sigmafaucet.com
Web	SigmaFaucet.com AmericanFaucetAndCoatingsCorp.com

Photos of all options are available at sigmafaucet.com.


November 2025



ORDERING GUIDE



FINISHES



BATHROOM FAUCETS AND SHOWERS



KITCHEN AND BAR FAUCETS



FLOOR MOUNT TUB FILLERS



BUTLER MILL AND BRASSWORKS LTD.



SHOWERHEADS AND HANDSHOWERS



WALL TUB SPOUTS



BATHROOM ACCESSORIES



AMERICAN PLUMBING SPECIALTIES

State-of-the-Art American, German,
French, Italian, and Hungarian Components



Premium Valving Technology Since 1986

VALVES AND CARTRIDGES

VALVES AND CARTRIDGES

Care Information and Ordering Guide

Care Information

To care for any SIGMA fitting, wipe with a clean, soft, damp cloth and blot dry as often as possible. Clean filters & aerators periodically to ensure proper operation. Occasionally apply a non-abrasive and pure polish or wax to prevent water deposits and remove build-up of household soaps, creams and sprays to all finishes except naturally aging finishes such as Black Oil Rubbed Bronze, Oxford Oil Rubbed Bronze and Verdi.

NEVER use abrasive cleaners or pads or chemical cleaners of any kind (including window cleaner) on any product with a protective coating or custom finish. Such cleaners will attack the protective coating and use will void the finish warranty. Even PVD finishes may be vulnerable over time.

The benefit of real brass is that it can always be restored to its original beauty, but gentle care will improve the life of your fitting in today's environment.

Ordering Notes

• All **handles and spout combinations** shown in series have been SIGMA selected. As always, our customers are invited to create their own designs. To order a spout from one set with a handle from another set, choose pricing from the higher priced set.



Example: 300 Mallorca
1.307508
designed by customer

• **Specifications & instructions** are available on our Web site to allow updates. Please visit us at www.sigmafaucet.com. Customer service also has the ability to fax or E-mail directly from our system to your system as you choose.

• **Metal buttons** are available as inserts to replace ceramic buttons on request.

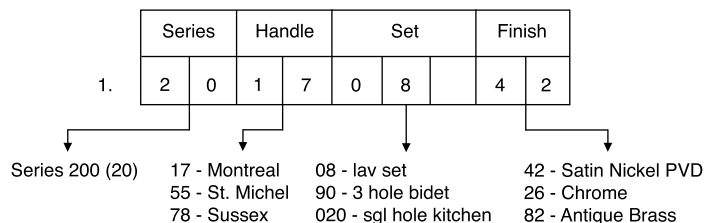
• Parts deducted and replaced with SIGMA product will be charged and credited at full price. Parts deducted and not replaced with SIGMA product will be credited at half price. No adjustments will be made on finish upcharges for part deductions. All special finish orders may be nonreturnable, nonrefundable, and may be noncancellable. All parts & part numbers represent current product. If attempting to remedy prior parts, please notify Customer Service and provide time frame.

Product Designation

• All SIGMA sets begin with a 1. designation, and all parts begin with an 18 or 78. Products are identified by series, handle, set and color. The **series** is determined by spout type which is numbered and holds the first two places of any set number after the 1.

• **Handles** are numbered with a two-digit designation placed in the next two number locations. The **set** is also designated with a two-digit number generally; however, we do use three digits in some instances. The last two places are for the finish code, which is again two digits.

Example: 1.201708.42 or 200 series Montreal lav set in Satin Nickel PVD



• **Split finishes** are called out by listing the predominant finish first followed by a slash and the secondary finish second, i.e. "95/26" or Satin Chrome/Pol Chrome.

AMERICAN FAUCET & COATINGS CORPORATION POLICY & TERMS

Terms:	Net 30 Days
Freight:	Sigma reserves the right to choose method of shipment and carrier. If special routing or expedited service is requested, we reserve the right to invoice any additional costs incurred. Full freight is allowed on shipments of \$2,500 net invoice value, for ground shipments within the contiguous United States. All shipments of lesser value will be sent F.O.B. Vista, California.
Prices:	All prices and terms are subject to change without notice.
Claims:	All claims for damages or shortages must be made within fourteen (14) days from receipt of goods. The carrier is responsible for all claims due to damage or loss. Our responsibility ceases when the goods are delivered to the carrier. <u>All claims for damage or loss in transit must be filed with the carrier by the customer within 7 days.</u> Request an inspection immediately from the carrier, and hold all packaging materials.
Returns:	Goods cannot be returned without an RGA number generated by SIGMA. You may request an RGA at customerservice@sigmafaucet.com . Please include a copy of the original purchase order and indicate the reason for return. Custom orders, precious metal finishes, discontinued products and products shipped more than 6 months prior to request are not returnable. Returns of non-defective materials must be returned in new, re-sellable condition.
Credits:	All merchandise accepted by American Faucet & Coatings Corporation for credit is subject to a 25% handling charge. All requests for return of merchandise after 90 days from date of invoice are subject to a 50% handling charge. We reserve the right to refuse returns after 6 months from date of invoice.
Limited Warranty:	<p>American Faucet & Coatings Corporation warrants that products are free from manufacturing defects in materials and workmanship for five (5) years from date of invoice. In addition, our finish warranty also provides lifetime coverage for Chrome & PVD finishes and five (5) years for Omega Powder Coated finishes & Precious Metal finishes. Living finishes and Precious Metals finishes are warranted for manufacturing defects and workmanship only. If any material proves to be defective after inspection by factory, it will be repaired or replaced at our discretion at no charge. However, no claims for labor, shipping costs, or consequential damages will be accepted. (See warranty page for details and exceptions.)</p> <p>This warranty applies only when goods are used for purposes and conditions for which they are intended. This warranty is voided by improper installation, abuse or neglect. Sigma products are not intended for commercial application.</p>
Deductions from Payments:	All invoices must be paid as invoiced. Credit memos will be issued for errors in invoicing; do not deduct Debit Memos without prior clearance.
Deliveries:	American Faucet & Coatings Corporation is not responsible for delays in deliveries due to circumstances beyond its control such as fires, strikes, transportation delays, materials shortages, accidents or other contingencies of similar nature.
Product Changes:	We reserve the right to discontinue, alter, modify, or redesign products without liability for the obsolescence of customers' inventories.
General:	<p>The possession of this price list by anyone will not be considered as an obligation or offer by this Corporation to sell any goods listed herein. All prices herein quoted supersede all prior price lists and bulletins.</p> <p>No order, contract or agreement will become an obligation of AMERICAN FAUCET & COATINGS CORPORATION until accepted, in writing, by the Home Office. These terms and policies shall be deemed to be a part of all such acceptances by the Corporation and shall supersede any conflicting provisions of customers' purchase order.</p>

**AMERICAN FAUCET & COATINGS CORPORATION
LIMITED PRODUCT WARRANTY**

Product/Finish Warranty: American Faucet & Coatings Corporation warrants that its products are free from manufacturing defects in materials and workmanship for eight (8) years from date of invoice. In addition, our Finish Warranty provides limited LIFETIME coverage for Chrome and PVD finishes, five (5) years for Omega powder coated finishes. Living finishes are warranted for workmanship only. If any material proves to be defective after inspection by our company, it will be repaired or replaced at our discretion at no charge. However, no claims for labor, shipping costs, or consequential damages will be accepted.

What we will do: We will restore any product whose finish proves to be defective back to its original finish at no charge during the appropriate warranty period stated above. Proof of purchase must be provided. After the warranty period,, American Faucet & Coatings Corporation will refinish any of its faucets at the prevailing appropriate charge.

What you must do: The faucets must be properly installed according to our instructions and specifications and are for residential use only. The faucets cannot be altered in any way. You must maintain and clean the faucets in accordance with the instructions provided with the product. You must use the faucet(s) for residential use only.

How to obtain service: Contact our customer service by calling 800.960.BATH or send an email to customerservice@sigmafaucet.com. Please have your model number, proof of purchase available so we can better help you.

Do not send us any part(s) of your faucet(s) or its various connecting hoses unless we have contacted you and have sent you an approved RGA form. All transportation charges for returned goods must be paid by the customer.

What is not covered: This warranty does not cover the crystal/glass, or porcelain products of any faucet or the drain assembly or aerator on other than the Chrome or PVD finishes. This warranty also does not cover damage caused by accident, alterations, misuse, abuse, normal wear and tear, lime deposits, direct exposure to salty air or corrosive materials, or the color change that takes place with the passage of time, or use in any manner contrary to American Faucet & Coatings Corporation's printed instructions. Cartridge warranties vary. Please call factory for details. In the case of in-the-wall installations, American Faucet & Coatings Corp. will assume no liability if there is no access. **In no event will we be liable for labor of any kind, incidental or consequential damages.** This warranty is extended in lieu of all other expressed or implied warranties, whether oral or written. **Many installation compounds are harmful to brass and metal finishes. The use of any lead-based or acidic curing adhesive, silicone, mastic, or plumber's putty on or near our finished products will void the finish warranty. Use only sealants which are neutral curing and are not reactive with metal and brass finishes.** American Faucet & Coatings Corporation reserves the right to change, modify or alter its products as deemed necessary. This warranty supersedes any other American Faucet & Coatings Corporation warranties, whether oral or written.

Unless otherwise contrary to state law governing the purchase, American Faucet & Coatings Corporation's liability will not exceed the wholesale price for the American Faucet & Coatings Corporation product considered defective. This warranty gives you specific legal rights, and you may also have other rights which vary from state to state. Some states do not allow exclusion of incidental or consequential damages, so the above limitation may not apply to you.

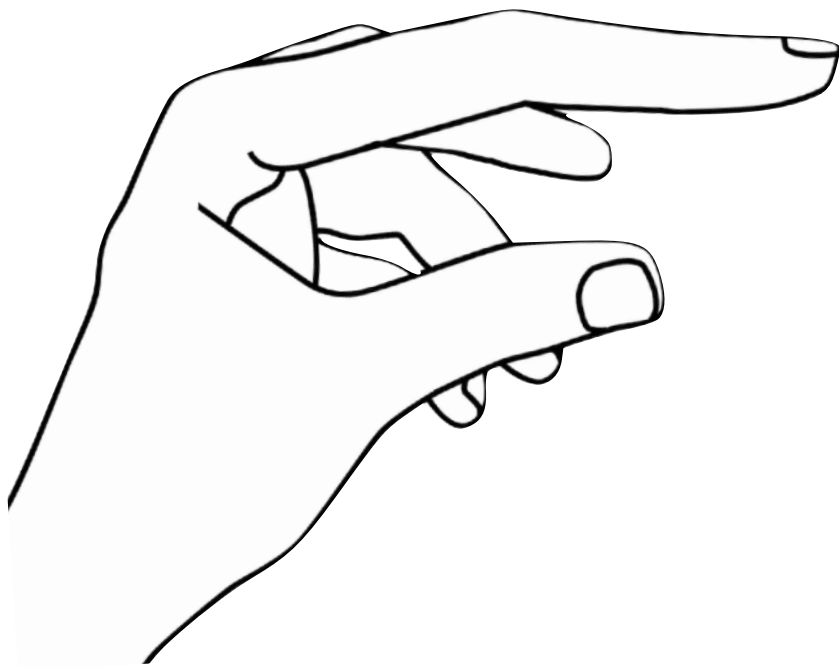
LIFETIME WARRANTY ON 1/4 TURN CERAMIC DISC CARTRIDGE

Should the ceramic disc cartridge in your faucet ever fail, American Faucet & Coatings Corporation will provide a no charge replacement cartridge to the original purchaser of the product. Shipping and handling charges will apply. Labor not included. When ordering replacements, denote for widespread or centerset lavatory, Roman tub, or other. Include age of faucet. (This does not include thermostatic, pressure balance, or diverter cartridges.)

American Faucet & Coatings Corporation

SIGMA[®]

PRECISION CRAFTED FAUCETRY



ORDERING GUIDE

Trims: Manufacturing Process and Metal Finishing Times

We manufacture all products in solid brass utilizing the following production process.

- ① **Raw Solid Brass Components** We stock ~12,000 raw solid brass components for the products that we offer.
- ② **Pre-Production** We do all vapor decreasing, satining, and polishing in our manufacturing facility.
- ③ **After Preparing All Parts** After preparing all the parts for your order, the parts are coated according the specified metal finish. Lead times vary based on the finish type:

Finish Type	Lead Time
Coated	7-10 Days
Electroplated	10-21 Days
PVD	8-12 Weeks
Precious Metals	8-10 Weeks

- ④ **Assembly, Water Testing, Packaging** Add 3 to 5 working days.

Rough Valves Are In Stock

Our rough valves are in stock and ready to ship.

We ship them in 1 to 3 days from our factory in California.

Customers pay the cost of shipping.

Ordering Notes

- All **handles and spout combinations** shown in series have been SIGMA selected. As always, our customers are invited to create their own designs. To order a spout from one set with a handle from another set, choose pricing from the higher priced set.



Example: 300 Mallorca
1.307508
designed by customer

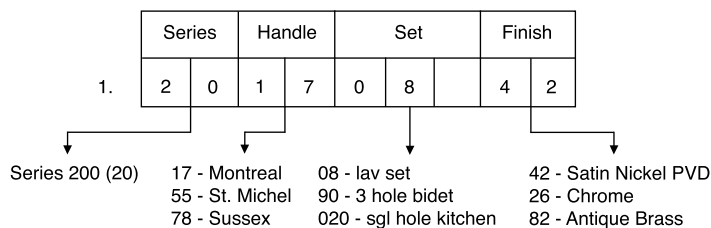
- **Specifications & instructions** are available on our Web site to allow updates. Please visit us at www.sigmafaucet.com. Customer service also has the ability to fax or E-mail directly from our system to your system as you choose.
- **Metal buttons** are available as inserts to replace ceramic buttons on request.

- Parts deducted and replaced with SIGMA product will be charged and credited at full price. Parts deducted and not replaced with SIGMA product will be credited at half price. No adjustments will be made on finish upcharges for part deductions. All special finish orders may be nonreturnable, nonrefundable, and may be noncancellable. All parts & part numbers represent current product. If attempting to remedy prior parts, please notify Customer Service and provide time frame.

Product Designations

- All SIGMA sets begin with a 1. designation, and all parts begin with an 18 or 78. Products are identified by series, handle, set and color. The **series** is determined by spout type which is numbered and holds the first two places of any set number after the 1.
- **Handles** are numbered with a two-digit designation placed in the next two number locations. The **set** is also designated with a two-digit number generally; however, we do use three digits in some instances. The last two places are for the finish code, which is again two digits.

Example: 1.201708.42 or 200 series Montreal lav set in Satin Nickel PVD



- **Split finishes** are called out by listing the predominant finish first followed by a slash and the secondary finish second, i.e. "95/26" or Satin Chrome/Pol Chrome.
- **Decorative rings** for the Seville handle are designated by the part number shown on the series page or simply called out by name, i.e. "ribbon ring."

Product Numbers and Names

Sigma faucet spouts are designated by a distinctive number, such as 300 Series.

Sigma handles are designated by a distinctive name, such as Montreal handle.

Mixing Designs

You can mix faucet spouts from one series with handles from other series designs. Use the higher price when mixing and matching parts.

Shower Trim Plates

We offer an assortment of shapes and sizes of pressure balance and thermostatic valve trims.

Pressure Balance Trims



5" Diameter
1/2" Thick



5-3/4" Diameter



6-3/4" Diameter
3/8" Thick



7-1/4" Diameter
5/8" Thick



6-3/4" Diameter
3/8" Thick

Thermostatic Trims



5-3/4" x 3-3/4"
1/8" Thick



6.5" Square
3/8" Thick



7-1/4" Diameter
5/8" Thick



7" Diameter
3/8" Thick



9" Diameter
5/8" Thick



9" Diameter
3/8" Thick



9"x7" Rectangle
3/8" Thick


Evolution of Temperature Dial

The thermostatic temperature dial has evolved from plastic to metal. All current thermostatic valve trims feature a metal temperature dial.

Previous Version



Plastic Temperature Dial



Current Version



Metal Temperature Dial

In-house Coated



Coco Bronze (63)



Antique Bronze (57)



Oxford Oil Rubbed
Bronze (87)



Sable Bronze (80)



Black Oil Rubbed
Bronze (05)



Matte Black (18)



Polished Brass
Uncoated (33)



Antique Brass
Coated (82)



Verdi (12)



Matte White



Polished
White (52)



Polished
Black (31)

7-10 Days Lead Time

Electroplated



Polished
Chrome (26)



Polished Nickel
Uncoated (49)



Satin Nickel
Coated (69)



Polished Copper
Coated (15)



Satin
Chrome (95)



Soft Pewter
Coated (84)



Antique Pewter
Coated (51)



Satin Copper
Coated (28)



Antique
Copper (59)

10-21 Days Lead Time

PVD



Satin Nickel
PVD (42)



Polished Nickel
PVD (43)



Polished Brass
PVD (40)



Sigma Gold
PVD (44)



Slate
PVD (46)



Polished Black
PVD (53)



Satin Brass
PVD (41)



Satin Gold
PVD (45)



Brushed Bronze
PVD (23)

8-12 Weeks Lead Time

Precious Metals



Polished 24K
Gold (24)



Satin 24K Gold
Coated (54)

8-10 Weeks Lead Time

Pricing Groups

Prices progressively increase from Group I to IV.

Group I	Group II	Group III	Group IV
Polished Chrome (26)	Antique Brass (82) Matte Black (18) Polished Black (31) Polished Brass PVD (40) Polished White (52) Sable Bronze (80) Satin Nickel (69)	Antique Bronze (57) Antique Copper (59) Antique Pewter (51) Black Nickel PVD (53) Black Oil Rubbed Bronze (05) Brushed Bronze PVD (23) Coco Bronze (63) Oxford Oil Rubbed Bronze (87) Polished Copper (15) Polished Nickel PVD (43) Polished Nickel Uncoated (49) Satin Brass PVD (41) Satin Chrome (95) Satin Copper (28) Sigma Gold PVD (44) Satin Nickel PVD (42) Slate PVD (46) Soft Pewter (84) Satin Gold PVD (45)	Polished 24K Gold (24) Satin 24K Gold Coated (54) (Request Price Quote)

Characteristics

Polished Chrome and PVD Finishes

We are proud to offer the current industry state-of-the-art technology for lifetime anti-tarnish and anti-abrasion finishes – Physical Vapor Deposition (PVD). PVD coating exhibits the highest brilliance, exceptional hardness, the greatest scratch resistance and the most superior anti-tarnish protection available in designer faucetry today. Warranted for a lifetime to the original purchaser.

- Polished Chrome (26)
- Polished Nickel PVD (43)
- Satin Chrome (95)
- Satin Nickel PVD (42)
- Polished Brass PVD (40)
- Satin Brass PVD (41)
- Polished Gold PVD (44)
- Satin Brass PVD (41)
- Satin Gold PVD (45)
- Brushed Bronze PVD (23)
- Slate PVD (46)
- Polished Black PVD (53)

Omega Powder Coated Finishes

Until the advent of PVD finishes, Omega powder coating provided the greatest protection against tarnish available in the industry. Still extremely hard and reliable and now with antimicrobial benefits, powder coating bonds tightly to the underlying brass providing a smooth and clear, yet tough and flexible, coating generally impervious to air and moisture for years. Warranted for five (5) years.

- Matte Black (18)
- Satin Nickel Coated (69)
- Soft Pewter Coated (84)
- Antique Pewter Coated (51)
- Polished Copper Coated (15)
- Satin Copper Coated (28)
- Polished White (52)
- Antique Brass Coated (82)
- Antique Copper (59)
- Antique Bronze (57)
- Coco Bronze (63)
- Sable Bronze (80)
- Polished Black (31)

Living Finishes

Living finishes may be plated with metals or have oxidizing agents applied to achieve a craftsman's finish. Such finishes require more careful use and upkeep, but deliver the true mellow, antique appearance valued by designers and architects. The finish frequently changes with touch, may oxidize, and each faucet set is unique. Warranted for workmanship only.

- Polished Nickel Uncoated (49)
- Polished Brass Uncoated (33)
- Oxford Oil Rubbed Bronze (87)
- Black Oil Rubbed Bronze (05)

Antimicrobial Finishes

These specialty finishes retain the luster, beauty, and durability of our faucets while engineered to inhibit the growth of harmful bacteria such as staphylococcus aureus (MRSA) and E-coli by as much as 99.99%.

- Satin Nickel Coated (69)
- Satin Chrome (95)
- Polished Copper Coated (15)
- Antique Pewter Coated (51)
- Antique Brass Coated (82)

Precious Metal Finishes

The epitome of tradition and beauty, precious metal finishes represent the ultimate elegant lifestyle. Available both coated for extra tarnish resistance and durability and uncoated (Polished Gold) due to natural tarnish resistance, precious metal finishes are not recommended for extreme use installations and should always receive the utmost care and maintenance. These finishes are coated with the actual metals indicated in their names. Warranted for five (5) years.

- Polished 24K Gold (24)
- Satin 24K Gold Coated (54)

110 Series

Page 19–27



Shown in Polished Chrome with Stella Handle



Metric VS (15)

Stella Groove (21)

Stella Smooth (215)

Stella (07)

Stella X (08)

120 Series

Page 28–36



Shown in Polished Chrome with Capella Handle



Capella Smooth (975)

Capella (97)

Capella X (98)

200 Series

Page 37–46



Shown in Polished Chrome with Montreal Handle



Toronto (20)

Hampshire (13)

Montreal (17)

Alexandria (14)

300 Series

Page 47–56



Shown in Polished Chrome with St. Michel Handle



Aria (01)

Windham (10)

Salem (09)

St. Michel (55)

310 Series

Page 57–63



Shown in Polished Chrome with Tribeca Handle



Tribeca (29)

Tribeca X (39)

350 Series

Page 64–72



Shown in Polished Chrome with Orleans Black Handle

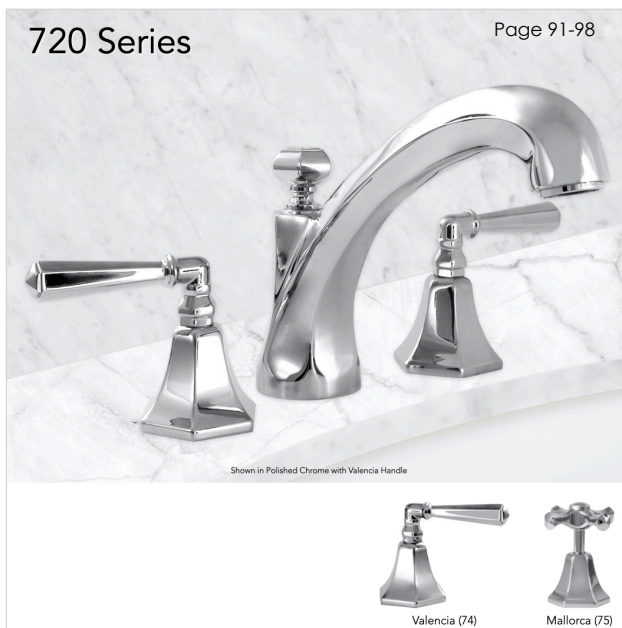


Loire (56)

Monte Carlo (59)

Orleans B (57B)

St. Michel (55)



1800 Series

Pag124-131



Shown in Polished Chrome with Waldorf Handle



Ascot (77)

Waldorf (76)

Sussex (78)

1900 Series

Page 132-138



Shown in Polished Chrome with Harlow Handle



Harlow (60)

2300 Series

Page 139-146



Shown with New Tall Version 2350 Spout in Polished Black with Stixx Handle



Stixx (95)

Jaxx II (33)

Mixx II (32)

2500/2800 Series

Page 147-155



2500 Series (Tall Spout) Shown in Polished Chrome with Regent X Handle



Regent Groove (22)

Regent (53)

Regent X (54)

2600 Series

Page 156-157



Shown in Polished Chrome

2700 Series

Page 158-164



English Tradition at Its Best

Shown in Polished Brass PVD with Tremont Handle



Tremont (61)

Tremont X (62)

3200 Series

Page 165-173



Shown in Polished Brass PVD with Luxembourg Handle



Devon (45)

Georgian (41)

Jefferson Elite II (02)

Luxembourg (65)


Venezia (25)

3400/4400 Series

Page 174-183



Shown in Polished Chrome with Polaris II Handle



Altair Smooth (24S)

Carina (28)

Polaris II (49)

Ceres II (50)

Nova II (48)

Carina X (30)

110 Series

SIGMA



Shown in Polished Chrome with Stella Handle



Metric (15)



Stella Groove (21)



Stella Smooth (21S)



Stella (07)



Stella X (08)

110 Series

20 Point Handles

See photos of all products with series options at sigmafaucet.com.

Add \$100 for each Metric VS (15) or Stella Groove (21) handle.

OPTIONS



Metric (15)



Stella Groove (21)



Stella Smooth (21S)



Stella (07)



Stella X (08)

Lavatory Faucets



1.110708

Widespread Lav Set
with Stella Levers

Includes soft touch drain assembly

GI \$915.00
GII \$1110.00
GIII \$1253.00
GIV Quote



1.110808

Widespread Lav Set
with Stella X Cross Handles

Includes soft touch drain assembly

GI \$915.00
GII \$1110.00
GIII \$1253.00
GIV Quote

Wall / Vessel Lavatory Set



1.11__07T

Wall/Vessel Lav Set **Trim**
Includes soft touch drain assembly

GI \$673.00
GII \$816.00
GIII \$919.00
GIV Quote



Rough Valve Only
78.30.024
\$445.00

Roman Tub Options



1.11__77T

Roman Tub Set **Trim**

GI \$977.00
GII \$1184.00
GIII \$1333.00
GIV Quote

78.30.406

Rough Valve Kit

\$413.00

110 Series



1.00__510

Contemporary Deckmount Tub Filler
with Handshower **Complete**

GI \$1892.00
GII \$2283.00
GIII \$2479.00
GIV Quote

Bidet



1.00__90

Bidet Set **Complete**

GI \$1087.00
GII \$1414.00
GIII \$1559.00
GIV Quote

Shower Options



1.00__64T

Pressure Balanced Shower Set **Trim**

GI \$655.00
GII \$788.00
GIII \$869.00
GIV Quote

18.30.061

Rough Valve Only with Integral Stops

\$325.00



1.00__67T

Pressure Balanced Shower by Shower Set Trim

NOTE: MUST purchase Showerhead, Arm, Flange, and other options separately.

GI \$402.00
GII \$482.00
GIII \$535.00
GIV Quote

18.30.063

Rough Valve Only with Two-Way Diverter and Integral Stops

\$415.00

110 Series



1.11__93T	Roman Tub Set Trim with Deckmount Handshower and Diverter	GI	\$1529.00
		GII	\$1851.00
		GIII	\$2088.00
		GIV	Quote
78.30.411	Rough Valve Kit		\$719.00

Contemporary Tub Fillers

Contemporary Floormount Single-hole Tub Filler with Handshower **Trim** only



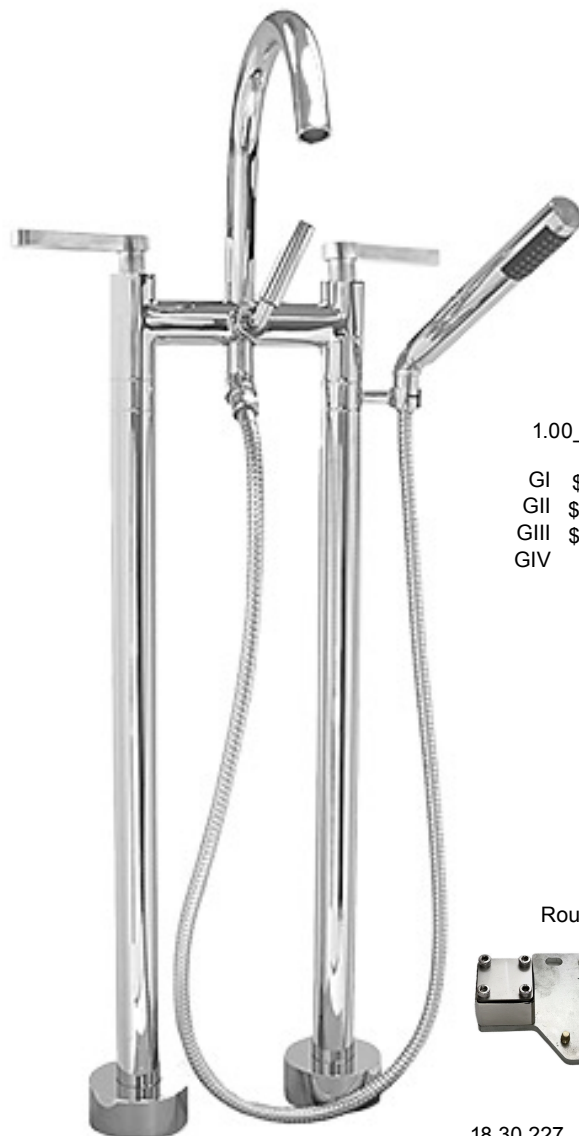
1.1100530T
GI \$2549.00
GII \$3074.00
GIII \$3338.00
GIV Quote

Rough Kit




18.30.409 \$359.00

Contemporary Floormount Single-hole Tub Filler with Handshower **Trim** only



1.00__520T
GI \$2617.00
GII \$3157.00
GIII \$3426.00
GIV Quote

Rough Kit



18.30.227 \$455.00

110 Series

E-Mini Thermostatic Sets



1.0R__51T	Trim Only for E-Mini Thermostatic Set with Integrated Control - Round	GI \$317.00 GII \$379.00 GIII \$455.00 GIV Quote
	MUST ORDER VALVE SEPARATELY	
18.30.291	Rough Valve Only with Volume Control and Integral Stops	\$509.00
	- or -	
18.30.292	Rough Valve Only with Two-Way Diverter and Integral Stops	\$509.00



1.0S__51T	Trim Only for E-Mini Thermostatic Set with Integrated Control - Rectangle	GI \$374.00 GII \$448.00 GIII \$505.00 GIV Quote
	MUST ORDER VALVE SEPARATELY	
18.30.291	Rough Valve Only with Volume Control and Integral Stops	\$509.00
	- or -	
18.30.292	Rough Valve Only with Two-Way Diverter and Integral Stops	\$509.00

1/2" Thermostatic Sets



1.07__96.V0T	1/2" Valve Trim, No Volume Control, 14.5 gpm @ 45 psi Note: Separate shut-offs required to operate system.	GI \$413.00 GII \$501.00 GIII \$563.00 GIV Quote
18.30.078	Rough Valve Only, No Volume Control	\$529.00




1.07__96.V1T	1/2" Valve, One Volume Control, Trim (Single Outlet Top Only, Bottom Outlet on Request) 14.5 gpm @ 45 psi	GI \$459.00 GII \$551.00 GIII \$620.00 GIV Quote
18.30.076	Rough Valve Only	\$599.00

110 Series



1.07__96.V2T	1/2" Valve, Two Volume Controls, Trim 14.5 gpm @ 45 psi	GI \$501.00 GII \$604.00 GIII \$685.00 GIV Quote
18.30.077	Rough Valve Only	\$649.00

3/4" Thermostatic Sets



1.07__97T	3/4" Valve Trim Designed for 2 or more exits. With 56 psi this valve delivers a maximum of 14.28 gpm at the top exit and 11.10 gpm at the bottom exit. Remote ball valves recommended for maintenance.	GI \$409.00 GII \$494.00 GIII \$558.00 GIV Quote
18.30.071	Rough Valve Only	\$1995.00

Note: Separate shut-offs required to operate system.



1.0.___97DT	3/4" Valve Trim Designed for 2 or more exits. With 56 psi this valve delivers a maximum of 14.28 gpm at the top exit and 11.10 gpm at the bottom exit. <u>Valve includes integral stops. Shipped with 9" deluxe plate.</u>	GI \$478.00 GII \$574.00 GIII \$650.00 GIV Quote
18.30.171	Rough Valve Only with Integral Stops	\$2295.00

Note: Separate shut-offs required to operate system.

110 Series

Wall Valves



1.00__87T

Trim Only for Wall Valve

GI \$183.00
GII \$236.00
GIII \$259.00
GIV Quote

MUST ORDER VALVE SEPARATELY

78.30.020

1/2" Shut-Off Rough Valve Only

\$150.00

78.30.023

3/4" Shut-Off Rough Valve Only

\$195.00

78.30.255M

3 Port In-Wall Diverter Rough Valve Only
(One inlet, two outlets with positive shut-off.)

\$355.00

78.30.253

4 Port In-Wall Diverter Rough Valve Only
(One inlet, three outlets with positive shut-off.)

\$475.00

Showerheads and Body Sprays

All showerheads and hand showers shipped with water saving 1.8 GPM.



18.10.009

6 Plunger Deluxe Showerhead with 8" Arm and Standard Flange

GI \$259.00
GII \$317.00
GIII \$356.00
GIV Quote



18.10.091

Multi-spray Showerhead with 8" Arm and Standard Flange

GI \$248.00
GII \$321.00
GIII \$374.00
GIV Quote



18.10.123

Body Spray

GI \$218.00
GII \$287.00
GIII \$333.00
GIV Quote

110 Series



18.10.136

Wallmount Handshower Kit

(Includes handshower wand, 60" spiral hose, waterway, swivel wall bracket and back flow preventer)

GI	\$689.00
GII	\$885.00
GIII	\$1064.00
GIV	Quote




18.10.360

Slidebar with Handshower Kit

(Includes contemporary slidebar, handshower wand, 60" spiral hose, waterway, swivel wall bracket and backflow preventer)

GI	\$834.00
GII	\$1069.00
GIII	\$1306.00
GIV	Quote

Accessories



1.11PH00

Paper Holder
with brackets

GI	\$225.00
GII	\$271.00
GIII	\$356.00
GIV	Quote



1.11SP00

Single Post Paper Holder
with bracket

GI	\$195.00
GII	\$264.00
GIII	\$333.00
GIV	Quote

110 Series



1.11RH00

Robe Hook
with brackets


GI \$160.00
GII \$236.00
GIII \$321.00
GIV Quote



1.11TR00

Towel Ring
with brackets

GI \$172.00
GII \$241.00
GIII \$351.00
GIV Quote



1.11TB18

Towel Bar 18"
with brackets

GI \$259.00
GII \$310.00
GIII \$420.00
GIV Quote



1.11TB24


Towel Bar 24"
with brackets

GI \$275.00
GII \$333.00
GIII \$436.00
GIV Quote

1.11TB30

Towel Bar 30"
with brackets

GI \$294.00
GII \$356.00
GIII \$448.00
GIV Quote



1.11AS00

Accessory Shelf
with brackets

GI \$397.00
GII \$459.00
GIII \$528.00
GIV Quote

120 Series

SIGMA



Shown in Polished Chrome with Capella Handle



Capella Smooth (97S)



Capella (97)



Capella X (98)

120 Series

OPTIONS

20 Point Handles

See photos of all products with series options at sigmafaucet.com.

Add \$100 for each Metric VS (15) or Stella Groove (21) handle.



Capella Smooth (97S)



Capella (97)



Capella X (98)

Lavatory Faucets



1.129708

Widespread Lav Set
with Capella Levers

Includes soft touch drain assembly

GI	\$915.00
GII	\$1110.00
GIII	\$1253.00
GIV	Quote



1.129808

Widespread Lav Set
with Capella X Cross Handles

Includes soft touch drain assembly

GI	\$915.00
GII	\$1110.00
GIII	\$1253.00
GIV	Quote

Wall / Vessel Lavatory Set



1.12__07ST

Wall/Vessel Lav Set Complete
Includes soft touch drain with overflow & 7" Spout
(Available with 9" Spout as 1.12 __ 07) **Trim Only**

GI	\$673.00
GII	\$816.00
GIII	\$919.00
GIV	Quote

78.30.024

Rough Valve Only

\$445.00

Roman Tub Options



1.12__77T

Roman Tub Set Trim

GI	\$977.00
GII	\$1184.00
GIII	\$1333.00
GIV	Quote

78.30.406

Rough Valve Kit

\$413.00

120 Series



1.12 __ 93T	Roman Tub Set with Deckmount Handshower and Diverter Trim	GI	\$1529.00
		GII	\$1851.00
		GIII	\$2088.00
		GIV	Quote
78.30.411	Rough Valve Kit		\$719.00

Contemporary Tub Fillers

Contemporary Floormount Single-hole Tub Filler with Handshower **Trim** only



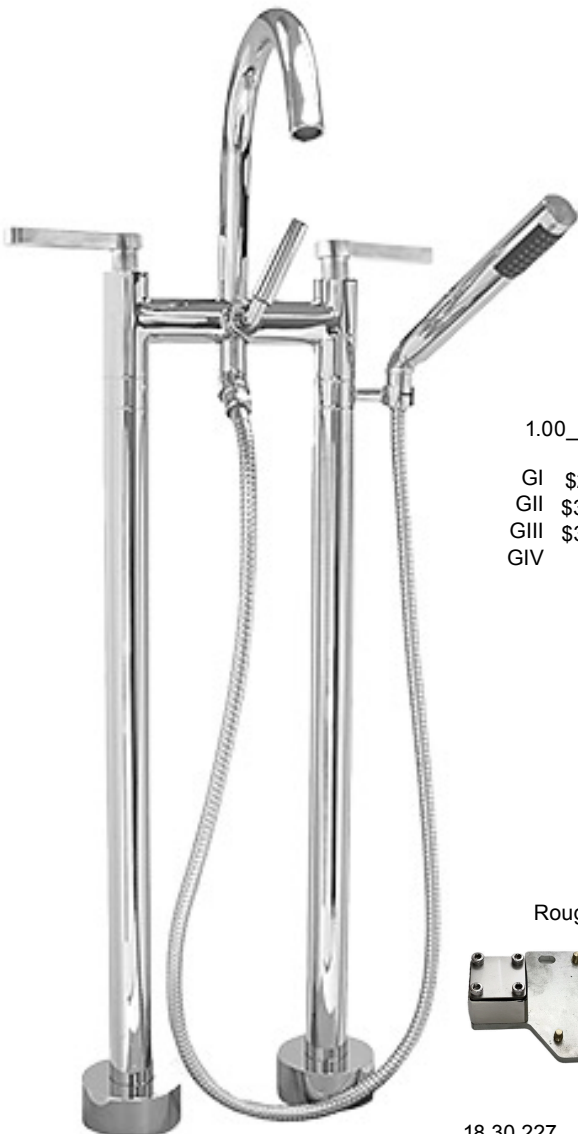
1.1100530T
GI \$2549.00
GII \$3074.00
GIII \$3338.00
GIV Quote

Rough Kit



18.30.409	\$359.00
-----------	----------

Contemporary Floormount Single-hole Tub Filler with Handshower **Trim** only



1.00 __ 520T
GI \$2617.00
GII \$3157.00
GIII \$3426.00
GIV Quote

Rough Kit



18.30.227	\$455.00
-----------	----------

120 Series



1.00__510

Contemporary Deckmount Tub Filler
with Handshower **Complete**

GI	\$1892.00
GII	\$2283.00
GIII	\$2479.00
GIV	Quote

Bidet



1.00__90

Bidet Set **Complete**

GI	\$1087.00
GII	\$1414.00
GIII	\$1559.00
GIV	Quote

Shower Options



1.00__64T

Pressure Balanced Shower Set **Trim**

GI	\$655.00
GII	\$788.00
GIII	\$869.00
GIV	Quote

18.30.061

Rough Valve Only with Integral Stops

\$325.00



1.00__67T

Pressure Balanced Shower by Shower Set Trim

GI	\$402.00
GII	\$482.00
GIII	\$535.00
GIV	Quote

NOTE: MUST purchase Showerhead, Arm, Flange, and other options separately.

18.30.063

Rough Valve Only with Two-Way Diverter and Integral Stops

\$415.00

120 Series

E-Mini Thermostatic Sets



1.0R__51T	Trim Only for E-Mini Thermostatic Set with Integrated Control - Round	GI \$317.00 GII \$379.00 GIII \$455.00 GIV Quote
	MUST ORDER VALVE SEPARATELY	
18.30.291	Rough Valve Only with Volume Control and Integral Stops - or -	\$509.00
18.30.292	Rough Valve Only with Two-Way Diverter and Integral Stops	\$509.00



1.0S__51T	Trim Only for E-Mini Thermostatic Set with Integrated Control - Round	GI \$374.00 GII \$448.00 GIII \$505.00 GIV Quote
	MUST ORDER VALVE SEPARATELY	
18.30.291	Rough Valve Only with Volume Control and Integral Stops - or -	\$509.00
18.30.292	Rough Valve Only with Two-Way Diverter and Integral Stops	\$509.00

1/2" Thermostatic Sets



1.07__96.V0T	1/2" Valve with Trim, No Volume Control, Trim .14.5 gpm @ 45 psi	GI \$413.00 GII \$501.00 GIII \$563.00 GIV Quote
	Note: Separate shut-offs required to operate system.	
18.30.078	Rough Valve Only, No Volume Control	\$529.00



1.07__96.V1T	1/2" Valve Trim, One Volume Control, (Single Outlet Top Only, Bottom Outlet on Request) 14.5 gpm @ 45 psi	GI \$459.00 GII \$551.00 GIII \$620.00 GIV Quote
18.30.076	Rough Valve Only	\$599.00

120 Series



1.07__96.V2T	1/2" Valve Trim, Two Volume Controls, 14.5 gpm @ 45 psi	GI \$501.00 GII \$604.00 GIII \$685.00 GIV Quote
18.30.077	Rough Valve Only	\$649.00

3/4" Thermostatic Sets



1.07__97T	3/4" Valve with Trim Designed for 2 or more exits. With 56 psi this valve delivers a maximum of 14.28 gpm at the top exit and 11.10 gpm at the bottom exit. Remote ball valves recommended for maintenance.	GI \$409.00 GII \$494.00 GIII \$558.00 GIV Quote
	Note: Separate shut-offs required to operate system.	
18.30.071	Rough Valve Only	\$1995.00



1.08__97DT	3/4" Valve with Trim . Designed for 2 or more exits. With 56 psi this valve delivers a maximum of 14.28 gpm at the top exit and 11.10 gpm at the bottom exit. <u>Valve includes integral stops. Shipped with 9" deluxe plate.</u>	GI \$478.00 GII \$574.00 GIII \$650.00 GIV Quote
	Note: Separate shut-offs required to operate system.	
18.30.171	Rough Valve Only with Integral Stops	\$2295.00

120 Series

Wall Valves



1.00__87T	Trim Only for Wall Valve	GI \$183.00
	MUST ORDER VALVE SEPARATELY	GII \$236.00
		GIII \$259.00
		GIV Quote
78.30.020	1/2" Shut-Off Rough Valve Only	\$150.00
78.30.023	3/4" Shut-Off Rough Valve Only	\$195.00
78.30.255M	3 Port In-Wall Diverter Rough Valve Only (One inlet, two outlets <u>with positive shut-off.</u>)	\$355.00
78.30.253	4 Port In-Wall Diverter Rough Valve Only (One inlet, three outlets <u>with positive shut-off.</u>)	\$475.00

Showerheads and Body Sprays

All showerheads and hand showers shipped with water saving 1.8 GPM.



18.10.009	6 Plunger Deluxe Showerhead with 8" Arm and Standard Flange	GI \$259.00
		GII \$317.00
		GIII \$356.00
		GIV Quote



18.10.091	Multi-spray Showerhead with 8" Arm and Standard Flange	GI \$248.00
		GII \$321.00
		GIII \$374.00
		GIV Quote



18.10.123	Body Spray	GI \$218.00
		GII \$287.00
		GIII \$333.00
		GIV Quote

120 Series



18.10.136	Wallmount Handshower Kit	GI	\$689.00
		GII	\$885.00
	(Includes handshower wand, 60" spiral hose, waterway, swivel wall bracket & back flow preventer)	GIII	\$1064.00
		GIV	Quote



18.10.360	Slidebar with Handshower Kit	GI	\$834.00
		GII	\$1069.00
	(Includes contemporary slidebar, handshower wand, 60" spiral hose, waterway, swivel wall bracket and backflow preventer)	GIII	\$1306.00
		GIV	Quote

Accessories

Photos for all options are available at sigmafaucet.com.



1.13PH00	Paper Holder with brackets	GI	\$225.00
		GII	\$271.00
		GIII	\$356.00
		GIV	Quote



1.13SP00	Single Post Paper Holder with bracket	GI	\$195.00
		GII	\$264.00
		GIII	\$333.00
		GIV	Quote



1.13RH00

Robe Hook
with brackets

GI \$159.00
GII \$236.00
GIII \$321.00
GIV Quote



1.13TR00

Towel Ring
with brackets

GI \$172.00
GII \$241.00
GIII \$351.00
GIV Quote



1.13TB18

Towel Bar 18"
with brackets

GI \$259.00
GII \$310.00
GIII \$420.00
GIV Quote



1.13TB24

Towel Bar 24"
with brackets

GI \$275.00
GII \$333.00
GIII \$455.00
GIV Quote



1.13TB30

Towel Bar 30"
with brackets

GI \$294.00
GII \$356.00
GIII \$482.00
GIV Quote



1.13AS00

Accessory Shelf
with brackets

GI \$397.00
GII \$459.00
GIII \$547.00
GIV Quote

200 Series



Toronto (20)



Hampshire (13)



Montreal (17)



Alexandria (14)

200 Series

SERIES OPTIONS

16 Point Handles

See photos of all products with series options at sigmafaucet.com.

Add \$58 for each Toronto (20) handle.



Toronto (20)



Hampshire (13)



Montreal (17)



Alexandria (14)



1.201408

Widespread Lav Set
with Alexandria Cross Handles

GI	\$800.00
GII	\$961.00
GIII	\$1080.00
GIV	Quote

Solid Brass Cross Handle with Ceramic Insert
and One-piece Escutcheon



1.201308

Widespread Lav Set
with Hampshire Levers

GI	\$800.00
GII	\$961.00
GIII	\$1080.00
GIV	Quote

Solid Brass Curved Lever and One-piece Escutcheon



1.201708

Widespread Lav Set
with Montreal Levers

GI	\$800.00
GII	\$961.00
GIII	\$1080.00
GIV	Quote

Solid Brass Lever and One-piece Escutcheon



1.202008

Widespread Lav Set
with Toronto Levers

Price includes surcharge
for Toronto Levers

GI	\$938.00
GII	\$1126.00
GIII	\$1271.00
GIV	Quote

Solid Brass Lever and Solid Brass Two-piece Escutcheon

Roman Tub Options



1.20__77T

Roman Tub Set **Trim** (quick connect)

GI	\$788.00
GII	\$949.00
GIII	\$1069.00
GIV	Quote

Note: Add \$58 for each Toronto (20) handle.

18.30.006

Rough Valve Kit (quick connect)

\$413.00



1.20__93T

Roman Tub Set **Complete** with Deckmount
Handshower and Diverter (quick connect)

GI	\$1145.00
GII	\$1375.00
GIII	\$1651.00
GIV	Quote

Note: Add \$58 for each Toronto (20) handle.

18.30.134

Rough Valve Kit (quick connect)

\$719.00

200 Series

Photos for all options are available at sigmafaucet.com.

Metal button inserts available upon request.



Alexandria (14)



Hampshire (13)



Montreal (17)

Add \$58 for each Toronto (20) handle.



Toronto (20)

Bidet



1.00__90

Bidet Set **Complete**

Note: Add \$58 for each Toronto (20) handle.

GI	\$1064.00
GII	\$1386.00
GIII	\$1524.00
GIV	Quote

Shower Options



1.00__64T

Pressure Balanced Shower Set **Trim**

Note: Add \$58 for Toronto (20)

GI	\$551.00
GII	\$662.00
GIII	\$747.00
GIV	Quote

18.30.061

handle. Rough Valve Only with
Integral Stops

\$325.00

200 Series

Photos for all options are available at sigmafaucet.com.
Metal button inserts available upon request.



Alexandria (14)



Hampshire (13)



Montreal (17)

Add \$58 for each Toronto (20) handle.



Toronto (20)



1.00_ _67T

Pressure Balanced Shower by Shower Set **Trim**

GI \$363.00

GII \$436.00

GIII \$494.00

GIV Quote

NOTE: MUST purchase Showerhead, Arm, Flange, and other options separately.

18.30.063

Rough Valve Only with Two-Way Diverter and Integral Stops

\$ 415.00

200 Series

Photos for all options are available at sigmafaucet.com.

Metal button inserts available upon request.



Alexandria (14)



Hampshire (13)



Montreal (17)

Add \$58 for each Toronto (20) handle.



Toronto (20)



1.0R__51T

Trim Only for E-Mini Thermostatic Set with Integrated Control - Round

GI \$317.00
GII \$379.00
GIII \$455.00
GIV Quote

MUST ORDER VALVE SEPARATELY

18.30.291

Rough Valve Only with Volume Control and Integral Stops

\$509.00

- or -

18.30.292

Rough Valve Only with Two-Way Diverter and Integral Stops

\$509.00



1.0S__51T

Trim Only for E-Mini Thermostatic Set with Integrated Control - Rectangle

GI \$374.00
GII \$448.00
GIII \$505.00
GIV Quote

MUST ORDER VALVE SEPARATELY

18.30.291

Rough Valve Only with Volume Control and Integral Stops

\$509.00

- or -

18.30.292

Rough Valve Only with Two-Way Diverter and Integral Stops

\$509.00

1/2" Thermostatic Sets



1.00__96.V0T

1/2" Valve Trim, No Volume Control, 14.5 gpm @ 45 psi

Note: Add \$58 for Toronto (20) handle.


Note: Separate shut-offs required to operate system.

GI \$344.00
GII \$413.00
GIII \$466.00
GIV Quote

18.30.078

Rough Valve Only, No Volume Control

\$529.00



1.00__96.V1T

1/2" Valve Trim, One Volume Control, (Single Outlet Top Only, Bottom Outlet on Request) 14.5 gpm @ 45 psi

Note: Add \$58 for Toronto (20) handle.

GI \$367.00
GII \$443.00
GIII \$501.00
GIV Quote

18.30.076

Rough Valve Only

\$599.00

200 Series

Photos for all options are available at sigmafaucet.com.
Metal button inserts available upon request.



Alexandria (14)



Hampshire (13)



Montreal (17)

Add \$58 for each Toronto (20) handle.



Toronto (20)



1.00__96.V2T 1/2" Valve Trim, Two Volume Controls, 14.5 gpm @ 45 psi
Note: Add \$58 for Toronto (20) handle.
18.30.077 Rough Valve Only

GI \$402.00
GII \$482.00
GIII \$547.00
GIV Quote
\$649.00

3/4" Thermostatic Sets



1.00__97T 3/4" Valve **Trim**
Designed for 2 or more exits. With 56 psi this valve delivers a maximum of 14.28 gpm at the top exit and 11.10 gpm at the bottom exit. Remote ball valves recommended for maintenance.
Note: Add \$58 for Toronto (20) handle.
Note: Separate shut-offs require to operate system
18.30.071 Rough Valve Only

GI \$344.00
GII \$413.00
GIII \$466.00
GIV Quote

\$1995.00



1.00__97DT 3/4" Valve with Trim
Designed for 2 or more exits. With 56 psi this valve delivers a maximum of 14.28 gpm at the top exit and 11.10 gpm at the bottom exit. Valve includes integral stops. Shipped with 9" deluxe plate.
Note:Add \$58 for Toronto (20) handle.
Note: Separate shut-offs require to operate system
18.30.171 Rough Valve Only with Integral Stops

GI \$478.00
GII \$574.00
GIII \$650.00
GIV Quote

\$2295.00

200 Series

Add \$58 for each
Toronto (20) handle.

Photos for all options are
available at
sigmafaucet.com.

Metal button inserts
available upon request.



Alexandria (14)



Hampshire (13)



Montreal (17)



Toronto (20)

Wall Valves



1.00__87T

Trim Only for Wall Valve

Note: Add \$58 for each Toronto (20) handle.

MUST ORDER VALVE SEPARATELY

18.30.020

1/2" Shut-Off Rough Valve Only

\$150.00

18.30.023

3/4" Shut-Off Rough Valve Only

\$195.00

18.30.255M

3 Port In-Wall Diverter Rough Valve Only
(One inlet, two outlets with positive shut-off.)

\$355.00

18.30.253

4 Port In-Wall Diverter Rough Valve Only
(One inlet, three outlets with positive shut-off.)

\$475.00

GI \$183.00
GII \$236.00
GIII \$264.00
GIV Quote

Showerheads and Body Sprays

All showerheads and hand showers shipped with water saving 1.8 GPM.



18.10.009

6 Plunger Deluxe Showerhead with 8" Arm & Std Flange

GI \$259.00
GII \$317.00
GIII \$356.00
GIV Quote



18.10.091

Multi-spray Showerhead with 8" Arm & Std Flange

GI \$248.00
GII \$321.00
GIII \$374.00
GIV Quote



18.10.063

Body Spray

GI \$172.00
GII \$225.00
GIII \$264.00
GIV Quote



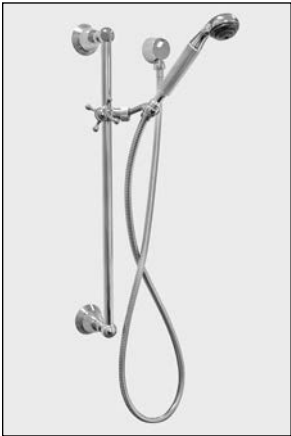
18.10.250

Wallmount Handshower Kit

(Includes handshower wand, 60" spiral hose, water-way, swivel wall bracket & back flow preventer)

GI \$432.00
GII \$517.00
GIII \$650.00
GIV Quote

200 Series



18.10.274	Slidebar with Handshower Kit	GI	\$793.00
		GII	\$954.00
	(Includes traditional slidebar, handshower wand, 60" spiral hose, waterway, swivel wall bracket & back flow preventer)	GIII	\$1076.00
		GIV	Quote

Photos for all options are available at sigmafaucet.com.
Metal Button Inserts Available upon Request.

Series 08 Accessories for Alexandria (14), Hampshire (13), Montreal (17)



Alexandria (14)



Hampshire (13)



Montreal (17)



1.08PH00	Paper Holder with brackets	GI	\$206.00
		GII	\$248.00
		GIII	\$310.00
		GIV	Quote



1.08SP00	Single Post Paper Holder with bracket	GI	\$190.00
		GII	\$229.00
		GIII	\$275.00
		GIV	Quote




1.08RH00	Robe Hook with brackets	GI	\$121.00
		GII	\$160.00
		GIII	\$236.00
		GIV	Quote



1.08TR00	Towel Ring with brackets	GI	\$149.00
		GII	\$195.00
		GIII	\$264.00
		GIV	Quote

200 Series



1.08TB18

Towel Bar 18"
with brackets

GI \$202.00
GII \$241.00
GIII \$275.00
GIV Quote

1.08TB24


Towel Bar 24"
with brackets

GI \$218.00
GII \$264.00
GIII \$298.00
GIV Quote

1.08TB30

Towel Bar 30"
with brackets

GI \$229.00
GII \$275.00
GIII \$310.00
GIV Quote



1.08AS00

Accessory Shelf
with brackets

GI \$363.00
GII \$436.00
GIII \$459.00
GIV Quote

Photos for all options are available at sigmafaucet.com.



Toronto (20)

Series 20 Accessories for Toronto (20)



1.20PH00

Paper Holder
with brackets

GI \$229.00
GII \$271.00
GIII \$310.00
GIV Quote



1.20RH00

Robe Hook
with brackets

GI \$137.00
GII \$183.00
GIII \$241.00
GIV Quote




1.20TR00

Towel Ring
with brackets

GI \$167.00
GII \$213.00
GIII \$275.00
GIV Quote

200 Series



1.20TB18	Towel Bar 18" with brackets	GI	\$225.00
		GII	\$264.00
		GIII	\$340.00
		GIV	Quote
1.20TB24	Towel Bar 24" with brackets	GI	\$241.00
		GII	\$287.00
		GIII	\$356.00
		GIV	Quote
1.20TB30	Towel Bar 30" with brackets	GI	\$252.00
		GII	\$298.00
		GIII	\$367.00
		GIV	Quote

300 Series



Aria (01)



Windham (10)



Salem (09)



St. Michel (55)

300 Series

SERIES OPTIONS

16 Point Handles

See photos of all products with series options at sigmafaucet.com.

Metal button inserts available upon request.



Aria (01)



Windham (10)



Salem (09)



St. Michel (55)



1.300908

Widespread Lav Set with Salem Cross Handles

GI \$834.00
GII \$1000.00
GIII \$1126.00
GIV Quote

Solid Brass Cross Handle with Ceramic Insert on One-piece Solid Brass Escutcheon



1.305508

Widespread Lav Set with St. Michel Cross Handles

GI \$834.00
GII \$1000.00
GIII \$1126.00
GIV Quote

Solid Brass Cross Handle with Ceramic Insert on Two-piece Solid Brass Escutcheon



1.301008

Widespread Lav Set with Windham Levers

GI \$834.00
GII \$1000.00
GIII \$1126.00
GIV Quote

Solid Brass Lever and Escutcheon



1.300108

Widespread Lav Set with Aria Levers

GI \$834.00
GII \$1000.00
GIII \$1126.00
GIV Quote

Solid Brass Lever and Escutcheon

Roman Tub Options



1.30__77T


Roman Tub Set **Trim** (quick connect)

GI \$735.00
GII \$885.00
GIII \$1000.00
GIV Quote

18.30.006

Rough Valve Kit (quick connect)

\$413.00



1.30__93T

Roman Tub Set **Trim** with Deckmount Handshower and Diverter (quick connect)

GI \$1145.00
GII \$1375.00
GIII \$1651.00
GIV Quote

18.30.134

Rough Valve Kit (quick connect)

\$719.00

300 Series

Photos for all options are available at sigmafaucet.com.

Metal button inserts available upon request.



Salem (09)



St. Michel (55)



Windham (10)



Aria (01)

Bidet



1.00__90

Bidet Set **Complete**

GI \$1076.00
GII \$1402.00
GIII \$1540.00
GIV Quote

Shower Options



1.00__64T

Pressure Balanced Shower Set **Trim**

GI \$620.00
GII \$747.00
GIII \$846.00
GIV Quote

18.30.061

Rough Valve Only with Integral Stops

\$325.00

300 Series

Photos for all options are available at sigmafaucet.com.

Metal button inserts available upon request.



Salem (09)



St. Michel (55)



Windham (10)



Aria (01)



1.00_67T	Pressure Balanced Shower by Shower Set Trim	GI	\$432.00
		GII	\$517.00
		GIII	\$586.00
		GIV	Quote
18.30.063	Rough Valve Only wTwo-way Diverter and /Integral Stops		\$415.00

NOTE: MUST purchase Showerhead, Arm, Flange, and other options separately.

E-Mini Thermostatic Sets



1.0R_51T	Trim Only for E-Mini Thermostatic Set with Integrated Control - Round	GI	\$317.00
		GII	\$379.00
		GIII	\$455.00
		GIV	Quote
	MUST ORDER VALVE SEPARATELY		
18.30.291	Rough Valve Only with Volume Control and Integral Stops		\$509.00
	- or -		
18.30.292	Rough Valve Only with Two-Way Diverter and Integral Stops		\$509.00

300 Series

Photos for all options are available at sigmafaucet.com.

Metal button inserts available upon request.



Salem (09)



St. Michel (55)



Windham (10)



Aria (01)



1.0S__51T

Trim Only for E-Mini Thermostatic Set with Integrated Control - Rectangle

GI \$374.00

GII \$448.00

GIII \$505.00

GIV Quote

MUST ORDER VALVE SEPARATELY

18.30.291

Rough Valve Only with Volume Control and Integral Stops

\$509.00

- or -

18.30.292

Rough Valve Only with Two-Way Diverter and Integral Stops

\$509.00

1/2" Thermostatic Sets



1.00__96.V0T

1/2" Valve Trim, No Volume Control, 14.5 gpm @ 45 psi

GI \$344.00

GII \$413.00

GIII \$466.00

GIV Quote

Note: Separate shut-offs required to operate system.

18.30.078

Rough Valve Only, No Volume Control

\$529.00



1.00__96.V1T

1/2" Valve Trim, One Volume Control, (Single Outlet Top Only, Bottom Outlet on Request) 14.5 gpm @ 45 psi

GI \$367.00

GII \$443.00

GIII \$501.00

GIV Quote

18.30.076

Rough Valve Only

599.00



1.00__96.V2T

1/2" Valve Trim, Two Volume Controls, 14.5 gpm @ 45 psi

GI \$402.00

GII \$482.00

GIII \$547.00

GIV Quote

18.30.077

Rough Valve Only

\$649.00

300 Series

Photos for all options are available at sigmafaucet.com.

Metal button inserts available upon request.



Salem (09)



St. Michel (55)



Windham (10)



Aria (01)

3/4" Thermostatic Sets



1.00__97T

3/4" Valve Trim

Designed for 2 or more exits. With 56 psi this valve delivers a maximum of 14.28 gpm at the top exit and 11.10 gpm at the bottom exit. Remote ball valves recommended for maintenance.

Note: Separate shut-offs required to operate system.

GI \$344.00
GII \$413.00
GIII \$466.00
GIV Quote

18.30.071

Rough Valve Only

\$1995.00



1.00__97DT

3/4" Valve Trim

Designed for 2 or more exits. With 56 psi this valve delivers a maximum of 14.28 gpm at the top exit and 11.10 gpm at the bottom exit. Valve includes integral stops. Shipped with 9" deluxe plate.

Note: Separate shut-offs required to operate system.

GI \$478.00
GII \$574.00
GIII \$650.00
GIV Quote

18.30.171

Rough Valve Only with Integral Stops

\$2295.00

Wall Valves



1.00__87T

Trim Only for Wall Valve

MUST ORDER VALVE SEPARATELY

GI \$195.00
GII \$248.00
GIII \$271.00
GIV Quote

18.30.020

1/2" Shut-Off Rough Valve Only

\$150.00

18.30.023

3/4" Shut-Off Rough Valve Only

\$195.00

18.30.255M

3 Port In-Wall Diverter Rough Valve Only
(One inlet, two outlets with positive shut-off.)

\$355.00

18.30.253

4 Port In-Wall Diverter Rough Valve Only
(One inlet, three outlets with positive shut-off.)

\$475.00

300 Series

Showerheads and Body Sprays

All showerheads and hand showers shipped with water saving 1.8 GPM.



18.10.009

6 Plunger Deluxe Showerhead with 8" Arm & Std Flange

GI \$259.00
GII \$317.00
GIII \$356.00
GIV Quote



18.10.091

Multi-spray Showerhead with 8" Arm & Std Flange

GI \$248.00
GII \$321.00
GIII \$374.00
GIV Quote



18.10.063

Body Spray

GI \$172.00
GII \$225.00
GIII \$264.00
GIV Quote



18.10.250

Wallmount Handshower Kit

(Includes handshower wand, 60" spiral hose, waterway, swivel wall bracket & back flow preventer)

\$432.00
GII \$517.00
GIII \$650.00
GIV Quote



18.10.274

Sliderbar with Handshower Kit

(Includes traditional sliderbar, handshower wand, 60" spiral hose, waterway, swivel wall bracket & back flow preventer)

GI \$793.00
GII \$954.00
GIII \$1076.00
GIV Quote

Photos for all options are available at sigmafaucet.com.
Metal button inserts available upon request.

Series 07 Accessories for Salem (09), Windham (10)



1.07PH00

Paper Holder
with brackets

GI \$241.00
GII \$294.00
GIII \$333.00
GIV Quote

300 Series



1.07SP00

Single Post Paper Holder
with bracket

GI \$190.00
GII \$229.00
GIII \$259.00
GIV Quote



1.07RH00

Robe Hook
with brackets


GI \$137.00
GII \$179.00
GIII \$241.00
GIV Quote



1.07TR00

Towel Ring
with brackets

GI \$160.00
GII \$213.00
GIII \$271.00
GIV Quote



1.07TB18

Towel Bar 18"
with brackets

GI \$236.00
GII \$287.00
GIII \$328.00
GIV Quote

1.07TB24

Towel Bar 24"
with brackets

GI \$252.00
GII \$305.00
GIII \$344.00
GIV Quote

1.07TB30

Towel Bar 30"
with brackets

GI \$356.00
GII \$317.00
GIII \$356.00
GIV Quote



1.07AS00

Accessory Shelf
with brackets

GI \$363.00
GII \$436.00
GIII \$494.00
GIV Quote

Photos for all options are available at sigmafaucet.com. Metal button inserts available upon request.



St. Michel (55)

Series 35 Accessories for
St. Michel (55)



1.35PH00

Paper Holder
with brackets

GI \$236.00
GII \$287.00
GIII \$333.00
GIV Quote

300 Series



1.35SP00

Single Post Paper Holder
with bracket

GI \$172.00
GII \$206.00
GIII \$259.00
GIV Quote



1.35RH00

Robe Hook
with brackets

GI \$121.00
GII \$183.00
GIII \$248.00
GIV Quote



1.35TR00

Towel Ring
with brackets

GI \$149.00
GII \$213.00
GIII \$271.00
GIV Quote



1.35TB18

Towel Bar 18"
with brackets

GI \$225.00
GII \$271.00
GIII \$328.00
GIV Quote

1.35TB24

Towel Bar 24"
with brackets

GI \$241.00
GII \$294.00
GIII \$333.00
GIV Quote

1.35TB30

Towel Bar 30"
with brackets

GI \$252.00
GII \$305.00
GIII \$344.00
GIV Quote



1.35AS00

Accessory Shelf
with brackets

GI \$363.00
GII \$402.00
GIII \$443.00
GIV Quote

Photos for all options are available at sigmafaucet.com. Metal button inserts available upon request.



Aria (01)

Series 18 Accessories for
Aria (01)

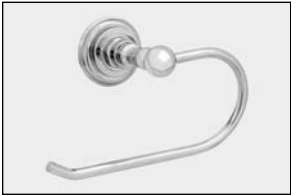


1.18PH00

Paper Holder
with brackets

GI \$225.00
GII \$271.00
GIII \$305.00
GIV Quote

300 Series



1.18SP00 Single Post Paper Holder
with bracket

GI \$195.00
GII \$229.00
GIII \$275.00
GIV Quote




1.18RH00 Robe Hook
with brackets

GI \$126.00
GII \$179.00
GIII \$241.00
GIV Quote



1.18TR00 Towel Ring
with brackets

GI \$149.00
GII \$202.00
GIII \$252.00
GIV Quote



1.18TB18 Towel Bar 18"
with brackets


GI \$218.00
GII \$264.00
GIII \$317.00
GIV Quote

1.18TB24 Towel Bar 24"
with brackets

GI \$229.00
GII \$275.00
GIII \$333.00
GIV Quote

1.18TB30 Towel Bar 30"
with brackets

GI \$248.00
GII \$298.00
GIII \$340.00
GIV Quote



1.18AS00 Accessory Shelf
with brackets

GI \$363.00
GII \$436.00
GIII \$494.00
GIV Quote

310 Series

SIGMA.



Shown in Polished Chrome with Tribeca Handle



Tribeca (29)



Tribeca X (39)

310 Series

SERIES OPTIONS

20 Point Handles

See photos of all products with series options at sigmafaucet.com.



Tribeca (29)



Tribeca X (39)



1.312908

Widespread Lav Set
with Tribeca Lever Handle

GI	\$834.00
GII	\$1000.00
GIII	\$1126.00
GIV	Quote



1.313908

Widespread Lav Set
with Tribeca X Cross Handle

GI	\$834.00
GII	\$1000.00
GIII	\$1126.00
GIV	Quote

Wall / Vessel Lav Set



1.31__07ST

Wall/Vessel Lav Set **Trim Only**

GI	\$650.00
GII	\$781.00
GIII	\$880.00
GIV	Quote

78.30.024

Rough Valve Kit Only

\$374.00

Roman Tub Options



1.31__77T

Roman Tub Set (quick connect) **Trim Only**

GI	\$788.00
GII	\$949.00
GIII	\$1069.00
GIV	Quote

78.30.006

Rough Valve Kit (quick connect)

\$413.00



1.31__93T

Roman Tub Set with Deckmount
Handshower and Diverter (quick connect)
Trim Only

GI	\$1264.00
GII	\$1517.00
GIII	\$1708.00
GIV	Quote

78.30.136

Rough Valve Kit (quick connect)

\$719.00

Photos for all options are available at sigmafaucet.com.



Tribeca (29)



Tribeca X (39)

Contemporary Floormount Tub Filler



1.00__520T	Contemporary Floormount Tub Filler with Handshower Trim Only
18.30.227	Rough Kit

GI	\$2617.00
GII	\$3157.00
GIII	\$3426.00
GIV	Quote
	\$355.00

Bidet



1.00__90	Bidet Set Complete
----------	---------------------------

GI	\$1133.00
GII	\$1478.00
GIII	\$1621.00
GIV	Quote

Shower Options



1.00__64T	Pressure Balanced Shower Set Trim
-----------	--

GI	\$655.00
GII	\$788.00
GIII	\$892.00
GIV	Quote



18.30.061	Rough Valve Only with Integral Stops
-----------	--------------------------------------

\$325.00



1.00__67T	Pressure Balanced Shower by Shower Set Trim NOTE: MUST purchase Showerhead, Arm, Flange, and other options separately.
-----------	--

GI	\$402.00
GII	\$482.00
GIII	\$547.00
GIV	Quote

18.30.063	Rough Valve Only with Integral Stops
-----------	--------------------------------------

\$ 415.00

310 Series

Photos for all options are available at sigmafaucet.com.



Tribeca (29)



Tribeca X (39)

E-Mini Thermostatic Sets



1.0R__51T

Trim Only for E-Mini Thermostatic Set with Integrated Control - Round

GI \$317.00
GII \$379.00
GIII \$455.00
GIV Quote

MUST ORDER VALVE SEPARATELY

18.30.291

Rough Valve Only with Volume Control and Integral Stops

\$509.00

- or -

18.30.292

Rough Valve Only with Two-Way Diverter and Integral Stops

\$509.00



1.0S__51T

Trim Only for E-Mini Thermostatic Set with Integrated Control - Rectangle

GI \$374.00
GII \$448.00
GIII \$505.00
GIV Quote

MUST ORDER VALVE SEPARATELY

18.30.291

Rough Valve Only with Volume Control and Integral Stops

\$509.00

- or -

18.30.292

Rough Valve Only with Two-Way Diverter and Integral Stops

\$509.00

1/2" Thermostatic Sets



1.05__96.V0T

1/2" Valve Trim, No Volume Control, 7" Square Plate, 14.5 gpm @ 45 psi

GI \$420.00
GII \$505.00
GIII \$609.00
GIV Quote

Note: Separate Shut-Offs required to operate system

18.30.078

Rough Valve Only with Integral Stops

\$529.00

Photos for all options are available at sigmafaucet.com.



Tribeca (29)



Tribeca X (39)



1.05_96.V1T 1/2" Valve with Trim, One Volume Control, **Trim**
7" Square Plate, 14.5 gpm @ 45 psi

GI \$459.00
GII \$551.00
GIII \$662.00
GIV Quote

18.30.076 Rough Valve Only with Integral Stops

\$599.00



1.05_96.V2T 1/2" Valve Trim, Two Volume Controls,
7" Square Plate, 14.5 gpm @ 45 psi

GI \$501.00
GII \$604.00
GIII \$724.00
GIV Quote

18.30.077 Rough Valve Only with Integral Stops

\$649.00

3/4" Thermostatic Sets



1.05_97T 3/4" Valve Trim,
Designed for 2 or more exits. With 56 psi this valve delivers
a maximum of 14.28 gpm at the top exit and 11.10 gpm at the
bottom exit. Remote ball valves recommended for maintenance.
7" Square Plate.

Note: Separate Shut-Offs required to operate system

GI \$409.00
GII \$494.00
GIII \$558.00
GIV Quote

18.30.071 Rough Valve Only

\$1995.00



1.06_97DT 3/4" Valve Trim,
Designed for 2 or more exits. With 56 psi this valve delivers a
maximum of 14.28 gpm at the top exit and 11.10 gpm at the bottom
exit. Valve includes integral stops.
7" x 9" Rectangular Contemporary Plate.

Note: Separate Shut-Offs required to operate system

GI \$478.00
GII \$574.00
GIII \$650.00
GIV Quote

18.30.171 Rough Valve Only with Integral Stops

\$2295.00

310 Series

Photos for all options are available at sigmafaucet.com.



Tribeca (29)



Tribeca X (39)

Wall Valves



1.00__87T

Trim Only for Wall Valve

MUST ORDER VALVE SEPARATELY

GI \$183.00

GII \$229.00

GIII \$259.00

GIV Quote

78.30.020

1/2" Shut-Off Rough Valve Only

\$150.00

78.30.023

3/4" Shut-Off Rough Valve Only

\$195.00

78.30.255M

3 Port In-Wall Diverter Rough Valve Only
(One inlet, two outlets with positive shut-off.)

\$355.00

78.30.253

4 Port In-Wall Diverter Rough Valve Only
(One inlet, three outlets with positive shut-off.)

\$475.00

Showerheads and Body Sprays

All showerheads and hand showers shipped with water saving 1.8 GPM.



18.10.009

6 Plunger Deluxe Showerhead with 8" Arm & Std Flange

GI \$259.00

GII \$317.00

GIII \$356.00

GIV Quote



18.10.091

Multi-spray Showerhead with 8" Arm & Std Flange

GI \$248.00

GII \$321.00

GIII \$374.00

GIV Quote



18.10.123

2" Round Body Spray with Round
Flange, Easy Clean Jets, Adjustable,
1/2" NPT

GI \$218.00

GII \$287.00

GIII \$333.00

GIV Quote



18.10.136

Contemporary Wallmount Handshower Kit

(Includes contemporary handshower wand, 60" spiral
hose, waterway, wall bracket & back flow preventer)

GI \$689.00

GII \$885.00

GIII \$1064.00

GIV Quote



18.10.360

Slidebar with Handshower Kit
(Includes contemporary slidebar, contemporary handshower wand, 60" spiral hose, waterway, & back flow preventer)

GI	\$834.00
GII	\$1069.00
GIII	\$1306.00
GIV	Quote

Photos for all options are available at sigmafaucet.com.



Tribeca (29)



Tribeca X (39)

Series 31 Accessories for
Tribeca (29), Tribeca X (39)



1.31PH00

Paper Holder
with bracket

GI	\$241.00
GII	\$294.00
GIII	\$333.00
GIV	Quote



1.31RH00

Robe Hook
with bracket

GI	\$137.00
GII	\$167.00
GIII	\$202.00
GIV	Quote



1.31TR00

Towel Ring
with bracket

GI	\$172.00
GII	\$225.00
GIII	\$305.00
GIV	Quote



1.31TB18

Towel Bar 18" with brackets

GI	\$241.00
GII	\$317.00
GIII	\$397.00
GIV	Quote

1.31TB24

Towel Bar 24" with brackets

GI	\$241.00
GII	\$294.00
GIII	\$367.00
GIV	Quote

1.31TB30

Towel Bar 30" with brackets

GI	\$259.00
GII	\$310.00
GIII	\$351.00
GIV	Quote

350 Series



Shown in Polished Chrome with Orleans Black Handle



Loire (56)



Monte Carlo (59)



Orleans B (57B)



Orleans (57)



St. Michel (55)

350 Series

SERIES OPTIONS

16 Point Handles

See photos of all products with series options at sigmafaucet.com.



Loire (56)



Monte Carlo (59)



Orleans B (57B)



Orleans (57)



St. Michel (55)

Metal button insert available upon request.



1.355608

Widespread Lav Set
with Loire Lever

Solid Brass Lever Handle with
Two-piece Escutcheon

GI	\$839.00
GII	\$961.00
GIII	\$1138.00
GIV	Quote



1.355908

Widespread Lav Set
with Monte Carlo Lever

Solid Brass Hex Lever Handle on Solid Brass
Two-piece Escutcheon

GI	\$839.00
GII	\$961.00
GIII	\$1138.00
GIV	Quote



1.355708

Widespread Lav Set
with Orleans Lever

Porcelain Lever Handle on Solid Brass
Two-piece Escutcheon

GI	\$839.00
GII	\$961.00
GIII	\$1138.00
GIV	Quote



1.355508

Widespread Lav Set
with St. Michel Cross Handle

Solid Brass Cross Handle with Ceramic Insert
on Solid Brass Two-piece Escutcheon

GI	\$839.00
GII	\$961.00
GIII	\$1138.00
GIV	Quote



1.3556034

Pillar Lav Set
with Loire Lever

Includes soft touch drain

GI	\$954.00
GII	\$1145.00
GIII	\$1329.00
GIV	Quote

350 Series



1.3559034

Pillar Lav Set
with Monte Carlo Lever

Includes soft touch drain

GI	\$954.00
GII	\$1145.00
GIII	\$1329.00
GIV	Quote



1.3557034

Pillar Lav Set
with Orleans Lever

Includes soft touch drain

GI	\$954.00
GII	\$1145.00
GIII	\$1329.00
GIV	Quote



1.3555034

Pillar Lav Set
with St. Michel Lever

Includes soft touch drain

GI	\$954.00
GII	\$1145.00
GIII	\$1329.00
GIV	Quote



1.3556035

Vessel Pillar Lav
with Loire Lever

Includes grid drain without over flow

8" center to center
14-3/8" overall height
11" aerator to deck

GI	\$1092.00
GII	\$1368.00
GIII	\$1586.00
GIV	Quote



1.3559035

Vessel Pillar Lav
with Monte Carlo Lever

Includes grid drain without over flow

8" center to center
14-3/8" overall height
11" aerator to deck

GI	\$1092.00
GII	\$1368.00
GIII	\$1586.00
GIV	Quote

350 Series



1.3557035

Vessel Pillar Lav
with Orleans Lever

Includes grid drain without over ow

8" center to center
14-3/8" overall height
11" aerator to deck

GI	\$1092.00
GII	\$1368.00
GIII	\$1586.00
GIV	Quote



1.3555035

Vessel Pillar Lav
with St. Michel Cross Handle

Includes grid drain without over ow

8" center to center
14-3/8" overall height
11" aerator to deck

GI	\$1092.00
GII	\$1368.00
GIII	\$1586.00
GIV	Quote



1.35__07ST

Wall/Vessel Lav Set **Trim**
Includes lift & turn drain & 7-3/4" Spout

Note: 10-3/4" Spout Extension Available: 1.35__07

18.30.024

Rough Valve Kit Only

GI	
GII	\$632.00
GIII	\$712.00
GIV	Quote
	\$445.00

Roman Tub Options



1.35__77T

Roman Tub Set **Trim**
(factory assembled nipple)

18.30.005

Rough Valve Kit

GI	\$850.00
GII	\$1023.00
GIII	\$1156.00
GIV	Quote
	\$413.00

350 Series



1.35__93T Roman Tub Set **Trim** with Deckmount Hand-shower and Diverter (factory assembled nipple)

GI \$1241.00
GII \$1490.00
GIII \$1789.00
GIV Quote

18.30.133 Rough Valve Kit

\$719.00

Bidet



1.00__90 Bidet Set **Complete**

GI \$1076.00
GII \$1402.00
GIII \$1540.00
GIV Quote

Shower Options



1.00__64T Pressure Balanced Shower Set **Trim**

GI \$620.00
GII \$747.00
GIII \$846.00
GIV Quote

18.30.061 Rough Valve Only with Integral Stops

\$325.00



1.00__67T Pressure Balanced Shower by Shower Set **Trim**
NOTE: MUST purchase Showerhead, Arm, Flange, and other options separately.

GI \$432.00
GII \$517.00
GIII \$586.00
GIV Quote

18.30.063 Rough Valve Only with Integral Stops

\$ 415.00

350 Series



1.0R__51T	Trim Only for E-Mini Thermostatic Set with Integrated Control - Round	GI \$317.00 GII \$379.00 GIII \$455.00 GIV Quote
	MUST ORDER VALVE SEPARATELY	
18.30.291	Rough Valve Only with Volume Control and Integral Stops	\$509.00
	- or -	
18.30.292	Rough Valve Only with Two-Way Diverter and Integral Stops	\$509.00



1.0S__51T	Trim Only for E-Mini Thermostatic Set with Integrated Control - Rectangle	GI \$374.00 GII \$448.00 GIII \$505.00 GIV Quote
	MUST ORDER VALVE SEPARATELY	
18.30.291	Rough Valve Only with Volume Control and Integral Stops	\$509.00
	- or -	
18.30.292	Rough Valve Only with Two-Way Diverter and Integral Stops	\$509.00

1/2" Thermostatic Sets



1.00__96.V0T	1/2" Valve Trim, No Volume Control, 14.5 gpm @ 45 psi	GI \$344.00 GII \$413.00 GIII \$466.00 GIV Quote
	Note: Separate shut-offs required to operate system.	
18.30.078	Rough Valve Only, No Volume Control	\$529.00



1.00__96.V1T	1/2" Valve Trim, One Volume Control, (Single Outlet Top Only, Bottom Outlet on Request) 14.5 gpm @ 45 psi	GI \$367.00 GII \$443.00 GIII \$501.00 GIV Quote
18.30.076	Rough Valve Only	\$599.00

350 Series



1.00__96.V2T	1/2" Valve Trim, Two Volume Controls, 14.5 gpm @ 45 psi	GI \$402.00 GII \$482.00 GIII \$547.00 GIV Quote
18.30.077	Rough Valve Only	\$649.00

3/4" Thermostatic Sets



1.00__97T	3/4" Valve Trim Designed for 2 or more exits. With 56 psi this valve delivers a maximum of 14.28 gpm at the top exit and 11.10 gpm at the bottom exit. Remote ball valves recommended for maintenance.	GI \$344.00 GII \$413.00 GIII \$466.00 GIV Quote
18.30.071	Rough Valve Only	\$1995.00

Note: Separate shut-offs required to operate system.



1.00__97DT	3/4" Valve Trim Designed for 2 or more exits. With 56 psi this valve delivers a maximum of 14.28 gpm at the top exit and 11.10 gpm at the bottom exit. <u>Valve includes integral stops. Shipped with 9" deluxe plate.</u>	GI \$478.00 GII \$574.00 GIII \$650.00 GIV Quote
18.30.171	Rough Valve Only with Integral Stops	\$2295.00

Note: Separate shut-offs required to operate system.

Wall Valves



1.00__87T	Trim Only for Wall Valve	GI \$195.00 GII \$248.00 GIII \$271.00 GIV Quote
	MUST ORDER VALVE SEPARATELY	
18.30.020	1/2" Shut-Off Rough Valve Only	\$150.00
18.30.023	3/4" Shut-Off Rough Valve Only	\$195.00
18.30.255M	3 Port In-Wall Diverter Rough Valve Only (One inlet, two outlets <u>with positive shut-off.</u>)	\$355.00
18.30.253	4 Port In-Wall Diverter Rough Valve Only (One inlet, three outlets <u>with positive shut-off.</u>)	\$475.00

350 Series

Showerheads and Body Sprays

All showerheads and hand showers shipped with water saving 1.8 GPM.



18.10.009

6 Plunger Deluxe Showerhead with 8" Arm & Std Flange

GI \$259.00
GII \$317.00
GIII \$356.00
GIV Quote



18.10.091

Multi-spray Showerhead with 8" Arm & Std Flange

GI \$248.00
GII \$321.00
GIII \$374.00
GIV Quote



18.10.063

Body Spray

GI \$172.00
GII \$225.00
GIII \$264.00
GIV Quote



18.10.250

Wallmount Handshower Kit

(Includes handshower wand, 60" spiral hose, waterway, swivel wall bracket & back flow preventer)

GI \$432.00
GII \$517.00
GIII \$650.00
GIV Quote



18.10.274

Slidebar with Handshower Kit

(Includes traditional slidebar, handshower wand, 60" spiral hose, waterway, swivel wall bracket & back flow preventer)

GI \$793.00
GII \$954.00
GIII \$1076.00
GIV Quote

350 Series

Accessories



1.35PH00

Paper Holder
with brackets

GI \$236.00
GII \$287.00
GIII \$333.00
GIV Quote



1.35SP00

Single Post Paper Holder
with bracket

GI \$172.00
GII \$206.00
GIII \$259.00
GIV Quote



1.35RH00

Robe Hook
with brackets

GI \$121.00
GII \$183.00
GIII \$248.00
GIV Quote



1.35TR00

Towel Ring
with brackets

GI \$149.00
GII \$213.00
GIII \$271.00
GIV Quote



1.35TB18

Towel Bar 18"
with brackets

GI \$225.00
GII \$271.00
GIII \$328.00
GIV Quote

1.35TB24

Towel Bar 24"
with brackets

GI \$241.00
GII \$294.00
GIII \$333.00
GIV Quote

1.35TB30

Towel Bar 30"
with brackets

GI \$252.00
GII \$305.00
GIII \$344.00
GIV Quote



1.35AS00

Accessory Shelf
with brackets

GI \$363.00
GII \$402.00
GIII \$443.00
GIV Quote

400 Series

SIGMA



Shown in Satin Nickel PVD with Charlotte Handle



Lexington (03)



Charlotte (04)



Charlotte Elite (05)



New Hampton (43)



Portsmouth (06)

400 Series

SERIES OPTIONS

16 Point Handles

See photos of all products with series options at sigmafaucet.com.



Loire (56)



Monte Carlo (59)



Orleans B (57B)



St. Michel (55)

Lavatory Faucets



1.400408

Widespread Lav Set
with Charlotte Lever Handle

Solid Brass Curved Lever and Escutcheon
with Separate Lined Base Ring

GI	\$747.00
GII	\$896.00
GIII	\$1011.00
GIV	Quote



1.400508

Widespread Lav Set
with Charlotte Elite Lever Handle

Solid Brass Curved Lever and Escutcheon
with Separate Roped Base Ring

GI	\$747.00
GII	\$896.00
GIII	\$1011.00
GIV	Quote



1.400308

Widespread Lav Set
with Lexington Lever Handle

Solid Brass Lever and Escutcheon
with Separate Lined Base Ring

GI	\$747.00
GII	\$896.00
GIII	\$1011.00
GIV	Quote



1.404308

Widespread Lav Set
with New Hampton Lever Handle

Solid Brass Spout with Ceramic Lever and Solid Brass
Escutcheon with Separate Lined Base Rings

GI	\$747.00
GII	\$896.00
GIII	\$1011.00
GIV	Quote



1.400608

Widespread Lav Set
with Portsmouth Cross Handle

Solid Brass Cross Handle with Ceramic Insert and
Solid Brass Escutcheon with Separate Lined Base Ring

GI	\$747.00
GII	\$896.00
GIII	\$1011.00
GIV	Quote

400 Series

Photos for all options are available at sigmafaucet.com. Metal button inserts available upon request.



Charlotte (04)



Charlotte Elite (05)



Lexington (03)



New Hampton (43)



Portsmouth (06)

Roman Tub Options



1.40__77T

Roman Tub Set **Trim** (quick connect)

GI \$754.00
GII \$908.00
GIII \$1023.00
GIV Quote
\$413.00

18.30.006

Rough Valve Kit (quick connect)



1.40__93T

Roman Tub Set **Trim** with Deckmount Handshower and Diverter (quick connect)

GI \$1156.00
GII \$1391.00
GIII \$1674.00
GIV Quote

18.30.134

Rough Valve Kit (quick connect)

\$719.00

Bidet



1.00__90

Bidet Set **Complete**

GI \$1064.00
GII \$1386.00
GIII \$1524.00
GIV Quote

400 Series

Photos for all options are available at sigmafaucet.com. Metal button inserts available upon request.



Charlotte (04)



Charlotte Elite (05)



Lexington (03)



New Hampton (43)



Portsmouth (06)

Shower Options



1.00__64T	Pressure Balanced Shower Set Trim	GI	\$551.00
		GII	\$662.00
		GIII	\$747.00
		GIV	Quote
18.30.061	Rough Valve Only with Integral Stops		\$325.00



1.00__67T	Pressure Balanced Shower by Shower Set Trim	GI	\$363.00
		GII	\$436.00
		GIII	\$494.00
		GIV	Quote
18.30.063	NOTE: MUST purchase Showerhead, Arm, Flange, and other options separately. Rough Valve Only with Two-Way Diverter and Integral Stops		\$ 415.00

400 Series

Photos for all options are available at sigmafaucet.com. Metal button inserts available upon request.



Charlotte (04)



Charlotte Elite (05)



Lexington (03)



New Hampton (43)



Portsmouth (06)



1.0R__51T

Trim Only for E-Mini Thermostatic Set with Integrated Control - Round

GI \$317.00
GII \$379.00
GIII \$455.00
GIV Quote

MUST ORDER VALVE SEPARATELY

18.30.291

Rough Valve Only with Volume Control and Integral Stops
- or -

\$509.00

18.30.292

Rough Valve Only with Two-Way Diverter and Integral Stops

\$509.00



1.0S__51T

Trim Only for E-Mini Thermostatic Set with Integrated Control - Rectangle

GI \$374.00
GII \$448.00
GIII \$505.00
GIV Quote

MUST ORDER VALVE SEPARATELY

18.30.291

Rough Valve Only with Volume Control and Integral Stops
- or -

\$509.00

18.30.292

Rough Valve Only with Two-Way Diverter and Integral Stops

\$509.00

1/2" Thermostatic Sets



1.00__96.V0T

1/2" Valve Trim, No Volume Control, 14.5 gpm @ 45 psi

GI \$344.00
GII \$413.00
GIII \$466.00
GIV Quote

Note: Separate shut-offs required to operate system.

18.30.078

Rough Valve Only, No Volume Control

\$529.00

400 Series

Photos for all options are available at sigmafaucet.com. Metal button inserts available upon request.



Charlotte (04)



Charlotte Elite (05)



Lexington (03)



New Hampton (43)



Portsmouth (06)



1.00__96.V1T


1/2" Valve Trim, One Volume Control,
(Single Outlet Top Only, Bottom Outlet on Request)
14.5 gpm @ 45 psi

GI \$367.00
GII \$443.00
GIII \$501.00
GIV Quote

18.30.076

Rough Valve Only

\$599.00



1.00__96.V2T

1/2" Valve Trim, Two Volume Controls,
14.5 gpm @ 45 psi

GI \$402.00
GII \$482.00
GIII \$547.00
GIV Quote

18.30.077

Rough Valve Only

\$649.00

3/4" Thermostatic Sets



1.00__97T

3/4" Valve Trim
Designed for 2 or more exits. With 56 psi this valve delivers a maximum of 14.28 gpm at the top exit and 11.10 gpm at the bottom exit. Remote ball valves recommended for maintenance.

GI \$344.00
GII \$413.00
GIII \$466.00
GIV Quote

Note: Separate shut-offs required to operate system.

18.30.071

Rough Valve Only

\$1995.00

400 Series

Photos for all options are available at sigmafaucet.com. Metal button inserts available upon request.



Charlotte (04)



Charlotte Elite (05)



Lexington (03)



New Hampton (43)



Portsmouth (06)



1.00_ _97DT

3/4" Valve Trim

Designed for 2 or more exits. With 56 psi this valve delivers a maximum of 14.28 gpm at the top exit and 11.10 gpm at the bottom exit. Valve includes integral stops. Shipped with 9" deluxe plate.

Note: Separate shut-offs required to operate system.

GI \$478.00
GII \$574.00
GIII \$650.00
GIV Quote

18.30.171

Rough Valve Only with Integral Stops

\$2295.00



1.00_ _87T

Trim Only for Wall Valve

MUST ORDER VALVE SEPARATELY

GI \$183.00
GII \$236.00
GIII \$259.00
GIV Quote

18.30.020

1/2" Shut-Off Rough Valve Only

\$150.00

18.30.023

3/4" Shut-Off Rough Valve Only

\$195.00

18.30.255M

3 Port In-Wall Diverter Rough Valve Only
(One inlet, two outlets with positive shut-off.)

\$355.00

18.30.253

4 Port In-Wall Diverter Rough Valve Only
(One inlet, three outlets with positive shut-off.)

\$475.00

400 Series

Showerheads and Body Sprays

All showerheads and hand showers shipped with water saving 1.8 GPM.



18.10.009 6 Plunger Deluxe Showerhead with 8" Arm & Std Flange

GI \$259.00
GII \$317.00
GIII \$356.00
GIV Quote



18.10.091 Multi-spray Showerhead with 8" Arm & Std Flange

GI \$248.00
GII \$321.00
GIII \$374.00
GIV Quote



18.10.063 Body Spray

GI \$172.00
GII \$225.00
GIII \$264.00
GIV Quote



18.10.250 Wallmount Handshower Kit
(Includes handshower wand, 60" spiral hose, waterway, swivel wall bracket & back flow preventer)

GI \$432.00
GII \$517.00
GIII \$650.00
GIV Quote



18.10.274 Slidebar with Handshower Kit
(Includes traditional slidebar, handshower wand, 60" spiral hose, waterway, swivel wall bracket & back flow preventer)

GI \$793.00
GII \$954.00
GIII \$1076.00
GIV Quote

400 Series

Series 01 Accessories for Charlotte (04), Lexington(03), New Hampton (43), Portsmouth (06)

Photos for all options are available at sigmafaucet.com. Metal button inserts available upon request.



Charlotte (04)



Charlotte Elite (05)



Lexington (03)



New Hampton (43)



Portsmouth (06)



1.01PH00

Paper Holder
with brackets

GI \$225.00
GII \$271.00
GIII \$317.00
GIV Quote



1.01SP00

Single Post Paper Holder
with bracket

GI \$172.00
GII \$206.00
GIII \$259.00
GIV Quote



1.01RH00

Robe Hook
with brackets


GI \$133.00
GII \$202.00
GIII \$275.00
GIV Quote



1.01TR00

Towel Ring
with brackets

GI \$167.00
GII \$236.00
GIII \$298.00
GIV Quote



1.01TB18

Towel Bar 18"
with brackets

GI \$213.00
GII \$259.00
GIII \$310.00
GIV Quote

1.01TB24

Towel Bar 24"
with brackets


GI \$225.00
GII \$271.00
GIII \$328.00
GIV Quote

1.01TB30

Towel Bar 30"
with brackets

GI \$241.00
GII \$294.00
GIII \$333.00
GIV Quote

400 Series



1.01AS00

Accessory Shelf
with brackets

GI \$390.00
GII \$432.00
GIII \$478.00
GIV Quote

Photos for all options are available at sigmafaucet.com.



Charlotte Elite (05)

Series 44 Accessories
for Charlotte Elite (05)



1.44PH00

Paper Holder
with brackets

GI \$225.00
GII \$271.00
GIII \$317.00
GIV Quote



1.44SP00

Single Post Paper Holder
with bracket

GI \$172.00
GII \$206.00
GIII \$259.00
GIV Quote



1.44RH00

Robe Hook
with brackets

GI \$133.00
GII \$202.00
GIII \$275.00
GIV Quote




1.44TR00


Towel Ring
with brackets

GI \$167.00
GII \$236.00
GIII \$298.00
GIV Quote

400 Series



1.44TB18	Towel Bar 18" with brackets	GI	\$213.00
		GII	\$259.00
		GIII	\$310.00
		GIV	Quote
1.44TB24	Towel Bar 24" with brackets	GI	\$225.00
		GII	\$271.00
		GIII	\$328.00
		GIV	Quote
1.44TB30	Towel Bar 30" with brackets	GI	\$241.00
		GII	\$294.00
		GIII	\$333.00
		GIV	Quote



1.44AS00	Accessory Shelf with brackets	GI	\$390.00
		GII	\$432.00
		GIII	\$478.00
		GIV	Quote



1.00_ _18	Single-hole Lav Faucet	GI	\$685.00
		GII	\$823.00
		GIII	\$926.00
		GIV	Quote

620 Series



Shown in Polished Chrome with Moderne Handle



Moderne (93)



Moderne X (94)

620 Series

SERIES OPTIONS

16 Point Handles

See photos of all products with series options at sigmafaucet.com.



Moderne (93)



Moderne X (94)

Lavatory Faucets



1.629308

Widespread Lav Set with Moderne Lever

Brass Lever Handle with Solid Brass Escutcheon and Separate Base Ring

GI \$903.00
GII \$1172.00
GIII \$1294.00
GIV Quote



1.629408

Widespread Lav Set with Moderne X Cross Handle

Brass Cross Handle with Solid Brass Escutcheon and Separate Base Ring

GI \$903.00
GII \$1172.00
GIII \$1294.00
GIV Quote

Roman Tub Options



1.62__77T

Roman Tub Set **Trim** (quick connect)

GI \$1099.00
GII \$1322.00
GIII \$1490.00
GIV Quote

18.30.006

Rough Valve Kit (quick connect)

\$413.00



1.62__93T

Roman Tub Set **Trim** with Deckmount Handshower and Diverter (quick connect)

GI \$1552.00
GII \$1862.00
GIII \$2099.00
GIV Quote

18.30.134

Rough Valve Kit (quick connect)

\$719.00

Bidet



1.00__90

Bidet Set **Complete**

GI \$1087.00
GII \$1414.00
GIII \$1559.00
GIV Quote

Shower Options



1.00__64T

Pressure Balanced Shower Set **Trim**

GI \$655.00
GII \$788.00
GIII \$869.00
GIV Quote

18.30.061

Rough Valve Only with Integral Stops

\$325.00

Photos for all options are available at sigmafaucet.com.



Moderne (93)



Moderne X (94)



1.00__67T	Pressure Balanced Shower by Shower Set Trim NOTE: MUST purchase Showerhead, Arm, Flange, and other options separately.	GI	\$478.00
		GII	\$574.00
		GIII	\$632.00
		GIV	Quote
18.30.063	Rough Valve Only with Two-Way Diverter and Integral Stops		\$ 415.00

E-Mini Thermostatic Sets



1.0R__51T	Trim Only for E-Mini Thermostatic Set with Integrated Control - Round MUST ORDER VALVE SEPARATELY	GI	\$317.00
		GII	\$379.00
		GIII	\$455.00
		GIV	Quote
18.30.291	Rough Valve Only with Volume Control and Integral Stops - or -		\$509.00
18.30.292	Rough Valve Only with Two-Way Diverter and Integral Stops		\$509.00

620 Series

Photos for all options are available at sigmafaucet.com.



Moderne (93)



Moderne X (94)



1.0S_51T	Trim Only for E-Mini Thermostatic Set with Integrated Control -Rectangle	GI \$374.00 GII \$448.00 GIII \$505.00 GIV Quote
	MUST ORDER VALVE SEPARATELY	
18.30.291	Rough Valve Only with Volume Control and Integral Stops	\$509.00
	- or -	
18.30.292	Rough Valve Only with Two-Way Diverter and Integral Stops	\$509.00

1/2" Thermostatic Sets



1.00_96.V0T	1/2" Thermo Trim, No Volume Control, 14.5 gpm @ 45 psi	GI \$351.00 GII \$425.00 GIII \$512.00 GIV Quote
	Note: Separate shut-offs required to operate system.	
18.30.078	Rough Valve Only, No Volume Control	\$529.00



1.00_96.V1T	1/2" Thermo Trim One Volume Control, (Single Outlet Top Only, Bottom Outlet on Request) 14.5 gpm @ 45 psi	GI \$367.00 GII \$443.00 GIII \$535.00 GIV Quote
18.30.076	Rough Valve Only	\$599.00



1.00_96.V2T	1/2" Thermo Trim, Two Volume Controls, 14.5 gpm @ 45 psi	GI \$402.00 GII \$482.00 GIII \$570.00 GIV Quote
18.30.077	Rough Valve Only	\$649.00

3/4" Thermostatic Sets



1.00_97T	3/4" Thermo Trim Designed for 2 or more exits. With 56 psi this valve delivers a maximum of 14.28 gpm at the top exit and 11.10 gpm at the bottom exit. Remote ball valves recommended for maintenance.	GI \$344.00 GII \$413.00 GIII \$466.00 GIV Quote
	Note: Separate shut-offs required to operate system.	
18.30.071	Rough Valve Only	\$1995.00

Photos for all options are available at sigmafaucet.com.



Moderne (93)



Moderne X (94)



1.00__97DT

3/4" Valve with Trim
Designed for 2 or more exits. With 56 psi this valve delivers a maximum of 14.28 gpm at the top exit and 11.10 gpm at the bottom exit. Valve includes integral stops. Shipped with 9" deluxe plate.

GI \$478.00
GII \$574.00
GIII \$650.00
GIV Quote

Note: Separate shut-offs required to operate system.

18.30.171

Rough Valve Only with Integral Stops

\$2295.00

Wall Valves



1.00__87T

Trim Only for Wall Valve

GI \$218.00
GII \$275.00
GIII \$298.00
GIV Quote

MUST ORDER VALVE SEPARATELY

18.30.020

1/2" Shut-Off Rough Valve Only

\$150.00

18.30.023

3/4" Shut-Off Rough Valve Only

\$195.00

18.30.255M

3 Port In-Wall Diverter Rough Valve Only
(One inlet, two outlets with positive shut-off.)

\$355.00

18.30.253

4 Port In-Wall Diverter Rough Valve Only
(One inlet, three outlets with positive shut-off.)

\$475.00

All showerheads and hand showers shipped with water saving 1.8 GPM.

Showerheads and Body Sprays



18.10.009

6 Plunger Deluxe Showerhead with 8" Arm & Std Flange

GI \$259.00
GII \$317.00
GIII \$356.00
GIV Quote



18.10.091

Multi-spray Showerhead with 8" Arm & Std Flange

GI \$248.00
GII \$321.00
GIII \$374.00
GIV Quote



18.10.063

Body Spray

GI \$172.00
GII \$225.00
GIII \$264.00
GIV Quote

620 Series



18.10.250

Wallmount Handshower Kit

(Includes handshower wand, 60" spiral hose, waterway, swivel wall bracket & back flow preventer)

GI \$432.00
GII \$517.00
GIII \$650.00
GIV Quote



18.10.274

Slidebar with Handshower Kit

(Includes traditional slidebar, handshower wand, 60" spiral hose, waterway, swivel wall bracket & back flow preventer)

GI \$793.00
GII \$954.00
GIII \$1076.00
GIV Quote

Series 62 Accessories for Moderne (93), Moderne X (94)

Photos for all options are available
at sigmafaucet.com.



Moderne (93)



Moderne X (94)



1.62PH00

Paper Holder
with bracket

GI \$271.00
GII \$328.00
GIII \$413.00
GIV Quote



1.62SP00

Single Post Paper Holder
with bracket

GI \$202.00
GII \$264.00
GIII \$344.00
GIV Quote



1.62RH00

Robe Hook
with brackets

GI \$172.00
GII \$236.00
GIII \$310.00
GIV Quote



1.62TR00

Towel Ring
with brackets

GI \$160.00
GII \$213.00
GIII \$271.00
GIV Quote



1.62TB18

Towel Bar 18"
with brackets

GI \$248.00
GII \$298.00
GIII \$374.00
GIV Quote

1.62TB24

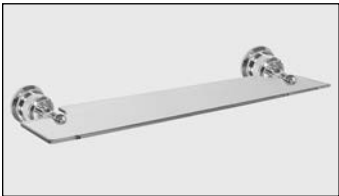
Towel Bar 24"
with brackets

GI \$259.00
GII \$310.00
GIII \$390.00
GIV Quote

1.62TB30

Towel Bar 30"
with brackets

GI \$275.00
GII \$363.00
GIII \$436.00
GIV Quote



1.62AS00

Accessory Shelf
with brackets

GI \$397.00
GII \$478.00
GIII \$528.00
GIV Quote

720 Series



Shown in Polished Chrome with Valencia Handle



Valencia (74)



Mallorca (75)

720 Series

SERIES OPTIONS

16 Point Handles

See photos of all products with series options at sigmafaucet.com.



Valencia (74)



Mallorca (75)

Lavatory Faucets



1.727508

Widespread Lav Set
with Mallorca Cross Handle

Solid Brass Cross Handle with
Hex Escutcheon

GI \$915.00
GII \$1110.00
GIII \$1253.00
GIV Quote



1.727408

Widespread Lav Set
with Valencia lever

Solid Brass Hex Lever with
Hex Escutcheon

GI \$915.00
GII \$1110.00
GIII \$1253.00
GIV Quote

Roman Tub Options



1.72_77T

Roman Tub Set **Trim** (quick connect)

GI \$954.00
GII \$1156.00
GIII \$1306.00
GIV Quote

18.30.006S

Rough Valve Kit (quick connect)

\$413.00



1.72_93T

Roman Tub Set **Trim** with Deckmount
Handshower and Diverter (quick connect)

GI \$1356.00
GII \$1644.00
GIII \$1851.00
GIV Quote

18.30.134S

Rough Valve Kit (quick connect)

\$719.00

Photos for all options are available at sigmafaucet.com.



Mallorca (75)



Valencia (74)

Bidet



1.00__90

Bidet Set **Complete**

GI \$1087.00
GII \$1414.00
GIII \$1559.00
GIV Quote

Shower Options



1.00__64T

Pressure Balanced Shower Set **Trim**

GI \$609.00
GII \$731.00
GIII \$823.00
GIV Quote

18.30.061

Rough Valve Only with Integral Stops

\$325.00



1.00__67T

Pressure Balanced Shower by Shower **Trim**

NOTE: MUST purchase Showerhead, Arm, Flange, and other options separately.

GI \$517.00
GII \$620.00
GIII \$701.00
GIV Quote

18.30.063

Rough Valve Only with Integral Stops

\$ 415.00



1.0R__51T

Trim Only for E-Mini Thermostatic Set with Integrated Control - Round

GI \$317.00
GII \$379.00
GIII \$455.00
GIV Quote

MUST ORDER VALVE SEPARATELY

18.30.291

Rough Valve Only with Volume Control and Integral Stops
Or

\$509.00

18.30.292

Rough Valve Only with Two-Way Diverter and Integral Stops

\$509.00



1.0S__51T

Trim Only for E-Mini Thermostatic Set with Integrated Control - Rectangle

GI \$374.00
GII \$448.00
GIII \$505.00
GIV Quote

MUST ORDER VALVE SEPARATELY

18.30.291

Rough Valve Only with Volume Control and Integral Stops
Or

\$509.00

18.30.292

Rough Valve Only with Two-Way Diverter and Integral Stops

\$509.00

Photos for all options are available at sigmafaucet.com.



Mallorca (75)



Valencia (74)

1/2" Thermostatic Sets



1.00__96.V0T	1/2" Thermo Trim, No Volume Control, 14.5 gpm @ 45 psi Note: Separate shut-offs required to operate system.	GI \$344.00 GII \$413.00 GIII \$466.00 GIV Quote
18.30.078	Rough Valve Only, No Volume Control	\$529.00



1.00__96.V1T	1/2" Thermo Trim, One Volume Control, (Single Outlet Top Only, Bottom Outlet on Request) 14.5 gpm @ 45 psi	GI \$367.00 GII \$443.00 GIII \$501.00 GIV Quote
18.30.076	Rough Valve Only	\$599.00



1.00__96.V2T	1/2" Thermo Trim, Two Volume Controls, 14.5 gpm @ 45 psi	GI \$402.00 GII \$482.00 GIII \$547.00 GIV Quote
18.30.077	Rough Valve Only	\$649.00

3/4" Thermostatic Sets



1.00__97T	3/4" Thermo Trim Designed for 2 or more exits. With 56 psi this valve delivers a maximum of 14.28 gpm at the top exit and 11.10 gpm at the bottom exit. Remote ball valves recommended for maintenance. Note: Separate shut-offs required to operate system.	GI \$344.00 GII \$413.00 GIII \$466.00 GIV Quote
18.30.071	Rough Valve Only	\$1995.00



1.00__97DT	3/4" Thermo Trim Designed for 2 or more exits. With 56 psi this valve delivers a maximum of 14.28 gpm at the top exit and 11.10 gpm at the bottom exit. <u>Valve includes integral stops. Shipped with 9" deluxe plate.</u> Note: Separate shut-offs required to operate system.	GI \$478.00 GII \$574.00 GIII \$650.00 GIV Quote
18.30.171	Rough Valve Only with Integral Stops	\$2295.00

720 Series

Photos for all options are available at sigmafaucet.com.



Mallorca (75)



Valencia (74)

Wall Valves



1.00_ _87T

Trim Only for Wall Valve

MUST ORDER VALVE SEPARATELY

18.30.020

1/2" Shut-Off Rough Valve Only

\$150.00

18.30.023

3/4" Shut-Off Rough Valve Only

\$195.00

18.30.255M

3 Port In-Wall Diverter Rough Valve Only
(One inlet, two outlets with positive shut-off.)

\$355.00

18.30.253

4 Port In-Wall Diverter Rough Valve Only
(One inlet, three outlets with positive shut-off.)

\$475.00

GI \$179.00
GII \$229.00
GIII \$252.00
GIV Quote

All showerheads and hand showers shipped with water saving 1.8 GPM.

Showerheads and Body Sprays



18.10.009

6 Plunger Deluxe Showerhead with 8" Arm and standard Flange

GI \$259.00
GII \$317.00
GIII \$356.00
GIV Quote



18.10.091

Multi-spray Showerhead with 8" Arm and standard Flange

GI \$248.00
GII \$321.00
GIII \$374.00
GIV Quote



18.10.063

Body Spray

GI \$172.00
GII \$225.00
GIII \$264.00
GIV Quote



18.10.250

Wallmount Handshower Kit

(Includes handshower wand, 60" spiral hose, waterway, swivel wall bracket & back flow preventer)

GI \$432.00
GII \$517.00
GIII \$650.00
GIV Quote



18.10.274

Slidebar with Handshower Kit

(Includes traditional slidebar, handshower wand, 60" spiral hose, waterway, swivel wall bracket & back flow preventer)

GI \$793.00
GII \$954.00
GIII \$1076.00
GIV Quote

720 Series

Photos for all options are available at sigmafaucet.com



Mallorca (75)



Valencia (74)

Series 10 Accessories for Mallorca (75), Valencia (74)



1.10PH00

Paper Holder
with brackets

GI \$259.00
GII \$328.00
GIII \$413.00
GIV Quote



1.10SP00

Single Post Paper Holder
with bracket

GI \$195.00
GII \$264.00
GIII \$344.00
GIV Quote



1.10RH00

Robe Hook
with brackets


GI \$156.00
GII \$236.00
GIII \$310.00
GIV Quote



1.10TR00

Towel Ring
with brackets

GI \$183.00
GII \$275.00
GIII \$344.00
GIV Quote



1.10TB18

Towel Bar 18"
with brackets

GI \$252.00
GII \$328.00
GIII \$413.00
GIV Quote

1.10TB24


Towel Bar 24"
with brackets

GI \$264.00
GII \$344.00
GIII \$432.00
GIV Quote

1.10TB30

Towel Bar 30"
with brackets

GI \$282.00
GII \$367.00
GIII \$443.00
GIV Quote



1.10AS00

Accessory Shelf
with brackets

GI \$409.00
GII \$494.00
GIII \$547.00
GIV Quote

800/830 Series

SIGMA



Shown in Polished Chrome with Palermo Groove Handle



Chicago (85)



Houston (81)



Siena (79)



Palermo Groove (23)

800/830 Series

SERIES OPTIONS

16 Point Handles

See photos of all products with series options at sigmafaucet.com.



Chicago (85)



Houston (81)



Siena (79)



Palermo Groove (23)

Lavatory Faucets



1.808508

Widespread Lav Set with Chicago Lever

Solid Brass Straight Lever and Tapered Bell Escutcheon with Separate Stepped Base Ring

GI	\$800.00
GII	\$961.00
GIII	\$1080.00
GIV	Quote



1.808108

Widespread Lav Set with Houston Lever

Solid Brass Traditional Lever and Solid Brass Full Bell Escutcheon with Separate Lined Base Ring

GI	\$862.00
GII	\$1080.00
GIII	\$1218.00
GIV	Quote

Series 830



1.837908

Widespread Lav Set with Siena Lever

Solid Brass Roped, Curved Lever with Separate Roped Base Ring

GI	\$862.00
GII	\$1080.00
GIII	\$1218.00
GIV	Quote

Roman Tub Options



1.80__77T

800 Roman Tub Set **Trim** (quick connect)

GI	\$834.00
GII	\$1000.00
GIII	\$1126.00
GIV	Quote

18.30.006

Rough Valve Kit (quick connect)

\$413.00



1.80__93T

830 Roman Tub Set **Trim** with Deckmount Handshower and Diverter (quick connect)

GI	\$1294.00
GII	\$1552.00
GIII	\$1862.00
GIV	Quote

18.30.134

Rough Valve Kit (quick connect)

\$719.00

800/830 Series

Photos for all options are available at sigmafaucet.com.



Chicago (85)



Houston (81)



Siena (79)



Palermo Groove (23)

Bidet



1.00__90

Bidet Set **Complete**

GI	\$1076.00
GII	\$1402.00
GIII	\$1540.00
GIV	Quote

Shower Options



1.00__64T

Pressure Balanced Shower Set **Trim**

GI	\$662.00
GII	\$793.00
GIII	\$896.00
GIV	Quote

18.30.061

Rough Valve Only with Integral Stops

\$325.00

800/830 Series

Photos for all options are available at sigmafaucet.com.



Chicago (85)



Houston (81)



Siena (79)



Palermo Groove (23)



1.00_ _67T	Pressure Balanced Shower by Shower Set Trim	GI	\$436.00
		GII	\$524.00
		GIII	\$593.00
		GIV	Quote

18.30.063	Rough Valve Only with Two-Way Diverter and Integral Stops		\$ 415.00
-----------	---	--	-----------



1.0R_ _51T	Trim Only for E-Mini Thermostatic Set with Integrated Control - Round	GI	\$317.00
		GII	\$379.00
		GIII	\$455.00
		GIV	Quote

MUST ORDER VALVE SEPARATELY

18.30.291	Rough Valve Only with Volume Control and Integral Stops		\$509.00
	- or -		
18.30.292	Rough Valve Only with Two-Way Diverter and Integral Stops		\$509.00

800/830 Series

Photos for all options are available at sigmafaucet.com.



Chicago (85)



Houston (81)



Siena (79)



Palermo Groove (23)



1.0S__51T

Trim Only for E-Mini Thermostatic Set with Integrated Control - Rectangle

GI \$374.00
GII \$448.00
GIII \$505.00
GIV Quote

MUST ORDER VALVE SEPARATELY

18.30.291

Rough Valve Only with Volume Control and Integral Stops

\$509.00

- or -

18.30.292

Rough Valve Only with Two-Way Diverter and Integral Stops

\$509.00

1/2" Thermostatic Sets



1.00__96.V0T

1/2" Valve Trim, No Volume Control, 14.5 gpm @ 45 psi

Note: Separate shut-offs required to operate system.

GI \$344.00
GII \$413.00
GIII \$466.00
GIV Quote

18.30.078

Rough Valve Only, No Volume Control

\$529.00



1.00__96.V1T


1/2" Valve Trim, One Volume Control, (Single Outlet Top Only, Bottom Outlet on Request) 14.5 gpm @ 45 psi

GI \$367.00
GII \$443.00
GIII \$501.00
GIV Quote

18.30.076

Rough Valve Only

\$599.00



1.00__96.V2T

1/2" Valve Trim, Two Volume Controls, 14.5 gpm @ 45 psi

GI \$402.00
GII \$482.00
GIII \$547.00
GIV Quote

18.30.077

Rough Valve Only

\$649.00

800/830 Series

Photos for all options are available at sigmafaucet.com.



Chicago (85)



Houston (81)



Siena (79)



Palermo Groove (23)

3/4" Thermostatic Sets



1.00_97T

3/4" Valve Trim

Designed for 2 or more exits. With 56 psi this valve delivers a maximum of 14.28 gpm at the top exit and 11.10 gpm at the bottom exit. Remote ball valves recommended for maintenance.

Note: Separate shut-offs required to operate system.

GI \$344.00

GII \$413.00

GIII \$466.00

GIV Quote

18.30.071

Rough Valve Only

\$1995.00



1.00_97DT

3/4" Valve Trim

Designed for 2 or more exits. With 56 psi this valve delivers a maximum of 14.28 gpm at the top exit and 11.10 gpm at the bottom exit. Valve includes integral stops. Shipped with 9" deluxe plate.

Note: Separate shut-offs required to operate system.

GI \$478.00

GII \$574.00

GIII \$650.00

GIV Quote

18.30.171

Rough Valve Only with Integral Stops

\$2295.00

Wall Valves



1.00_87T

Trim Only for Wall Valve

GI \$167.00

GII \$213.00

GIII \$248.00

GIV Quote

MUST ORDER VALVE SEPARATELY

18.30.020

1/2" Shut-Off Rough Valve Only

\$150.00

18.30.023

3/4" Shut-Off Rough Valve Only

\$195.00

18.30.255M

3 Port In-Wall Diverter Rough Valve Only
(One inlet, two outlets with positive shut-off.)

\$355.00

18.30.253

4 Port In-Wall Diverter Rough Valve Only
(One inlet, three outlets with positive shut-off.)

\$475.00

Showerheads and Body Sprays

All showerheads and hand showers shipped with water saving 1.8 GPM.



18.10.009

6 Plunger Deluxe Showerhead with 8" Arm & Std Flange

GI \$259.00

GII \$317.00

GIII \$356.00

GIV Quote

800/830 Series



18.10.091

Multi-spray Showerhead with 8" Arm & Std Flange

GI \$248.00
GII \$321.00
GIII \$374.00
GIV Quote



18.10.063

Body Spray

GI \$172.00
GII \$225.00
GIII \$264.00
GIV Quote



18.10.250

Wallmount Handshower Kit

(Includes handshower wand, 60" spiral hose, waterway, swivel wall bracket & back flow preventer)

GI \$432.00
GII \$517.00
GIII \$650.00
GIV Quote



18.10.274

Slidebar with Handshower Kit

(Includes traditional slidebar, handshower wand, 60" spiral hose, waterway, swivel wall bracket & back flow preventer)

GI \$793.00
GII \$954.00
GIII \$1076.00
GIV Quote



Chicago (85)

Accessory Series 82 for Chicago (85)



1.82PH00

Paper Holder
with brackets

GI \$225.00
GII \$271.00
GIII \$305.00
GIV Quote



1.82SP00

Single Post Paper Holder
with bracket

GI \$190.00
GII \$229.00
GIII \$259.00
GIV Quote

800/830 Series



1.82RH00

Robe Hook
with brackets

GI \$137.00
GII \$179.00
GIII \$241.00
GIV Quote



1.82TR00

Towel Ring
with brackets

GI \$160.00
GII \$213.00
GIII \$271.00
GIV Quote



1.82TB18

Towel Bar 18"
with brackets

GI \$218.00
GII \$264.00
GIII \$298.00
GIV Quote

1.82TB24


Towel Bar 24"
with brackets

GI \$229.00
GII \$275.00
GIII \$310.00
GIV Quote

1.82TB30

Towel Bar 30"
with brackets

GI \$248.00
GII \$298.00
GIII \$340.00
GIV Quote



1.82AS00

Accessory Shelf
with brackets

GI \$363.00
GII \$436.00
GIII \$494.00
GIV Quote



Houston (81)

Accessory Series 81 for Houston (81)



1.81PH00

Paper Holder
with brackets

GI \$271.00
GII \$328.00
GIII \$374.00
GIV Quote



1.81SP00

Single Post Paper Holder
with bracket

GI \$190.00
GII \$229.00
GIII \$275.00
GIV Quote

800/830 Series



1.81RH00

Robe Hook
with brackets

GI \$156.00
GII \$206.00
GIII \$282.00
GIV Quote



1.81TR00

Towel Ring
with brackets

GI \$179.00
GII \$236.00
GIII \$298.00
GIV Quote



1.81TB18

Towel Bar 18"
with brackets

GI \$259.00
GII \$310.00
GIII \$351.00
GIV Quote

1.81TB24

Towel Bar 24"
with brackets

GI \$275.00
GII \$333.00
GIII \$379.00
GIV Quote

1.81TB30

Towel Bar 30"
with brackets

GI \$294.00
GII \$356.00
GIII \$402.00
GIV Quote



1.81AS00

Accessory Shelf
with brackets

GI \$390.00
GII \$471.00
GIII \$535.00
GIV Quote



Siena (79)

Accessory Series 86 for Siena (79)



1.86PH00

Paper Holder
with brackets

GI \$271.00
GII \$328.00
GIII \$374.00
GIV Quote



1.86SP00

Single Post Paper Holder
with bracket

GI \$190.00
GII \$229.00
GIII \$275.00
GIV Quote

800/830 Series



1.86RH00

Robe Hook
with brackets


GI \$144.00
GII \$202.00
GIII \$275.00
GIV Quote



1.86TR00

Towel Ring
with brackets

GI \$172.00
GII \$225.00
GIII \$298.00
GIV Quote



1.86TB18

Towel Bar 18"
with brackets

GI \$259.00
GII \$310.00
GIII \$374.00
GIV Quote

1.86TB24

Towel Bar 24"
with brackets

GI \$275.00
GII \$333.00
GIII \$402.00
GIV Quote

1.86TB30

Towel Bar 30"
with brackets

GI \$294.00
GII \$356.00
GIII \$402.00
GIV Quote



1.86AS00

Accessory Shelf
with brackets

GI \$390.00
GII \$471.00
GIII \$535.00
GIV Quote

1500 Series

SIGMA



Shown in Polished Chrome with Huntington Handle



Huntington (27)



Sussex (78)

1500 Series

SERIES OPTIONS

16 Point Handles

See photos of all products with series options at sigmafaucet.com.



Huntington (27)



Sussex (78)

Lavatory Faucets



1.152708

Widespread Lav Set with Huntington Levers
Solid Brass Lever with One-piece Escutcheon

GI	\$800.00
GII	\$961.00
GIII	\$1149.00
GIV	Quote



1.157808

Widespread Lav Set with Sussex Cross Handles

Solid Brass Cross Handle with Ceramic Insert and Two-piece Escutcheon

GI	\$800.00
GII	\$961.00
GIII	\$1149.00
GIV	Quote

Roman Tub Options



1.15__77T

Roman Tub Set **Trim** (quick connect)

GI	\$862.00
GII	\$1034.00
GIII	\$1168.00
GIV	Quote

18.30.006

Rough Valve Kit (quick connect)

\$413.00



1.15__93T

Roman Tub Set **Trim** with Deckmount
Handshower and Diverter (quick connect)

GI	\$1214.00
GII	\$1460.00
GIII	\$1754.00
GIV	Quote

18.30.134

Rough Valve Kit (quick connect)

\$719.00

Bidet



1.00__90

Bidet Set **Complete**

GI	\$1080.00
GII	\$1409.00
GIII	\$1547.00
GIV	Quote

1500 Series

Photos for all options are available at sigmafaucet.com. Metal button inserts available upon request.



Huntington (27)



Sussex (78)

Shower Options



1.00_64T	Pressure Balanced Shower Set Trim	GI	\$620.00
		GII	\$747.00
		GIII	\$846.00
		GIV	Quote
18.30.061	Rough Valve Only with Integral Stops		\$325.00



1.00__67T	Pressure Balanced Shower by Shower Set Trim	GI	\$436.00
		GII	\$524.00
		GIII	\$593.00
		GIV	Quote
	NOTE: MUST purchase Showerhead, Arm, Flange, and other options separately.		
18.30.063	Rough Valve Only with Two-way Diverter and Integral Stops		\$ 415.00

1500 Series

Photos for all options are available at sigmafaucet.com. Metal button inserts available upon request.



Huntington (27)



Sussex (78)



1.0R__51T	Trim Only for E-Mini Thermostatic Set with Integrated Control - Round	GI	\$317.00
		GII	\$379.00
		GIII	\$455.00
		GIV	Quote
	MUST ORDER VALVE SEPARATELY		
18.30.291	Rough Valve Only with Volume Control and Integral Stops		\$509.00
	- or -		
18.30.292	Rough Valve Only with Two-Way Diverter and Integral Stops		\$509.00



1.0S__51T	Trim Only for E-Mini Thermostatic Set with Integrated Control - Rectangle	GI	\$374.00
		GII	\$448.00
		GIII	\$505.00
		GIV	Quote
MUST ORDER VALVE SEPARATELY			
18.30.291	Rough Valve Only with Volume Control and Integral Stops		\$509.00
	- or -		
18.30.292	Rough Valve Only with Two-Way Diverter and Integral Stops		\$509.00

1500 Series

Photos for all options are available at sigmafaucet.com. Metal button inserts available upon request.



Huntington (27)



Sussex (78)

1/2" Thermostatic Sets



1.00__96.V0T

1/2" Thermo Trim, No Volume Control,
14.5 gpm @ 45 psi

Note: Separate shut-offs required to operate system.

GI \$344.00
GII \$413.00
GIII \$466.00
GIV Quote

18.30.078

Rough Valve Only, No Volume Control

\$529.00



1.00__96.V1T

1/2" Thermo Trim, One Volume Control,
(Single Outlet Top Only, Bottom Outlet on Request)
14.5 gpm @ 45 psi

GI \$367.00
GII \$443.00
GIII \$501.00
GIV Quote

18.30.076A

Rough Valve Only

\$599.00



1.002796.V2T

1/2" Thermo Trim, Two Volume Controls,
14.5 gpm @ 45 psi

GI \$402.00
GII \$482.00
GIII \$547.00
GIV Quote

18.30.077

Rough Valve Only

\$649.00

3/4" Thermostatic Sets



1.00__97T

3/4" Thermo Trim
Designed for 2 or more exits. With 56 psi this valve delivers a maximum of 14.28 gpm at the top exit and 11.10 gpm at the bottom exit. Remote ball valves recommended for maintenance.

Note: Separate shut-offs required to operate system.

GI \$344.00
GII \$413.00
GIII \$466.00
GIV Quote

18.30.071

Rough Valve Only

\$1995.00



1.00__97DT

3/4" Thermo Trim
Designed for 2 or more exits. With 56 psi this valve delivers a maximum of 14.28 gpm at the top exit and 11.10 gpm at the bottom exit. Valve includes integral stops. Shipped with 9" deluxe plate.

Note: Separate shut-offs required to operate system.

GI \$478.00
GII \$574.00
GIII 650.00
GIV Quote

18.30.171

Rough Valve Only with Integral Stops

\$2295.00

1500 Series

Photos for all options are available at sigmafaucet.com. Metal button inserts available upon request.




Huntington (27)







Sussex (78)

Wall Valves

	1.00__87T	Trim Only for Wall Valve	GI \$190.00
			GII \$241.00
			GIII \$264.00
			GIV Quote
	18.30.020	1/2" Shut-Off Rough Valve Only	\$150.00
	18.30.023	3/4" Shut-Off Rough Valve Only	\$195.00
	18.30.255M	3 Port In-Wall Diverter Rough Valve Only (One inlet, two outlets <u>with positive shut-off.</u>)	\$355.00
	18.30.253	4 Port In-Wall Diverter Rough Valve Only (One inlet, three outlets <u>with positive shut-off.</u>)	\$475.00

Showerheads and Body Sprays

All showerheads and hand showers shipped with water saving 1.8 GPM.

	18.10.009	6 Plunger Deluxe Showerhead with 8" Arm & Std Flange	GI \$248.00
			GII \$321.00
			GIII \$356.00
			GIV Quote
	18.10.091	Multi-spray Showerhead with 8" Arm & Std Flange	GI \$215.00
			GII \$279.00
			GIII \$374.00
			GIV Quote
	18.10.063	Body Spray	GI \$172.00
			GII \$225.00
			GIII \$264.00
			GIV Quote
	18.10.250	Wallmount Handshower Kit	GI \$432.00
			GII \$517.00
		(Includes handshower wand, 60" spiral hose, waterway, swivel wall bracket & back flow preventer)	GIII \$650.00
			GIV Quote

1500 Series



18.10.274

Slidebar with Handshower Kit

(Includes traditional slidebar, handshower wand, 60" spiral hose, waterway, swivel wall bracket & back flow preventer)

GI \$793.00
GII \$954.00
GIII \$1076.00
GIV Quote

Photos for all options are available at sigmafaucet.com



Huntington (27)

Accessories for Huntington (27)



1.25PH00

Paper Holder
with brackets

GI \$225.00
GII \$271.00
GIII \$305.00
GIV Quote



1.25SP00

Single Post Paper Holder
with brackets

GI \$190.00
GII \$229.00
GIII \$275.00
GIV Quote



1.25RH00

Robe Hook
with brackets

GI \$137.00
GII \$179.00
GIII \$241.00
GIV Quote



1.25TR00

Towel Ring
with brackets

GI \$160.00
GII \$213.00
GIII \$271.00
GIV Quote



1.25TB18

Towel Bar 18"
with brackets

GI \$218.00
GII \$264.00
GIII \$298.00
GIV Quote

1.25TB24

Towel Bar 24"
with brackets


GI \$229.00
GII \$275.00
GIII \$310.00
GIV Quote

1.25TB30

Towel Bar 30"
with brackets

GI \$248.00
GII \$298.00
GIII \$340.00
GIV Quote

1500 Series



1.25AS00

Accessory Shelf
with brackets

GI \$363.00
GII \$436.00
GIII \$494.00
GIV Quote

Photos for all options are available at
sigmafaucet.com. Metal button inserts available
upon request.



Sussex (78)

Series 18 Accessories for Sussex (78)



1.18PH00

Paper Holder
with brackets

GI \$225.00
GII \$271.00
GIII \$305.00
GIV Quote



1.18SP00

Single Post Paper Holder
with brackets

GI \$195.00
GII \$229.00
GIII \$275.00
GIV Quote



1.18RH00

Robe Hook
with brackets

GI \$126.00
GII \$179.00
GIII \$241.00
GIV Quote



1.18TR00

Towel Ring
with brackets

GI \$149.00
GII \$202.00
GIII \$252.00
GIV Quote



1.18TB18

Towel Bar 18"
with brackets

GI \$218.00
GII \$264.00
GIII \$317.00
GIV Quote

1.18TB24


Towel Bar 24"
with brackets

GI \$229.00
GII \$275.00
GIII \$333.00
GIV Quote

1.18TB30

Towel Bar 30"
with brackets

GI \$248.00
GII \$298.00
GIII \$340.00
GIV Quote



1.18AS00

Accessory Shelf
with brackets

GI \$363.00
GII \$436.00
GIII \$494.00
GIV Quote

1600 Series



Nuance (38)



Stixx (95)



Jaxx II (33)



Mixx II (32)

1600 Series Nuance

SERIES OPTIONS

20 Point Handles

See photos of all products with series options at sigmafaucet.com.



Nuance (38)



Stixx (95)



Jaxx II (33)



Mixx II (32)

Lavatory Faucets



1.16__08

Widespread Lav Set
with Nuance handles

Solid Brass Square Escutcheon
with Square, Flared Handle

GI	\$1333.00
GII	\$1605.00
GIII	\$1805.00
GIV	Quote



1.16__07ST

Wall/Vessel Lav Set **Trim**

Includes soft touch drain, with over flow & 6-3/4" Spout
(Available with 9-3/4" Spout extension as 1.163807T)

GI	\$938.00
GII	\$1202.00
GIII	\$1356.00
GIV	Quote

78.30.024

Rough Valve Kit Only

\$445.00

Roman Tub Options



1.16__77T

Roman Tub Set **Trim** (quick connect)

GI	\$1483.00
GII	\$1782.00
GIII	\$2007.00
GIV	Quote

18.30.206

Rough Valve Kit (quick connect)

\$436.00



1.16__93T

Roman Tub Set **Trim** with Deckmount
Handshower and Diverter (quick-connect)

GI	\$1880.00
GII	\$2260.00
GIII	\$2548.00
GIV	Quote

18.30.211

Rough Valve Kit (quick connect)

\$758.00

Bidet



1.00__90

Bidet Set **Complete**

GI	\$1248.00
GII	\$1628.00
GIII	\$1789.00
GIV	Quote

Contemporary Floormount Tub Filler



1.1600530T Contemporary Floormount Single-hole Tub Filler
with Handshower **Trim**

GI	\$2549.00
GII	\$3074.00
GIII	\$3338.00
GIV	Quote

18.30.409 Rough Kit

\$359.00

E-Mini Thermostatic Sets



1.0S__51T **Trim Only** for E-Mini Thermostatic Set
with Integrated Control - Rectangle

GI	\$374.00
GII	\$448.00
GIII	\$505.00
GIV	Quote

MUST ORDER VALVE SEPARATELY

18.30.291 Rough Valve Only with Volume Control and Integral Stops
Or

\$509.00

18.30.292 Rough Valve Only with Two-Way Diverter and Integral Stops

\$509.00

1/2" Thermostatic Sets



1.050096.V0T	1/2" Thermo Trim, No Volume Control, 6-3/4" Square Plate	GI \$413.00 GII \$501.00 GIII \$563.00 GIV Quote
	Note: Separate shut-offs required to operate system.	
18.30.078	Rough Valve Only with Integral Stops	\$529.00



1.050096.V1T	1/2" Thermo Trim, One Volume Control, 6-3/4" Square Plate	GI \$459.00 GII \$551.00 GIII \$620.00 GIV Quote
18.30.076	Rough Valve Only with Integral Stops	\$599.00



1.050096.V2T	1/2" Thermo Trim, Two Volume Controls, 6-3/4" Square Plate	GI \$501.00 GII \$604.00 GIII \$685.00 GIV Quote
18.30.077	Rough Valve Only with Integral Stops	\$649.00

3/4" Thermostatic Sets



1.050097T	3/4" Thermo Trim Designed for 2 or more exits. With 56 psi this valve delivers a maximum of 14.28 gpm at the top exit and 11.10 gpm at the bottom exit. Remote ball valves recommended for maintenance. 6-3/4" Square Plate	GI \$413.00 GII \$501.00 GIII \$563.00 GIV Quote
	Note: Separate shut-offs required to operate system.	
18.30.071	Rough Valve Only	\$1421.00



1.060097DT	3/4" Thermo Trim Designed for 2 or more exits. With 56 psi this valve delivers a maximum of 14.28 gpm at the top exit and 11.10 gpm at the bottom exit. Valve includes integral stops. 6" x 9" Rectangular Plate	GI \$478.00 GII \$574.00 GIII \$650.00 GIV Quote
	Note: Separate shut-offs required to operate system.	
18.30.171	Rough Valve Only with Integral Stops	\$2295.00

Wall Valves



1.00__87T

Trim Only for Wall Valve

GI \$195.00

GII \$248.00

GIII \$271.00

GIV Quote

MUST ORDER VALVE SEPARATELY

78.30.020

1/2" Shut-Off Rough Valve Only

\$150.00

78.30.023

3/4" Shut-Off Rough Valve Only

\$195.00

78.30.255M

3 Port In-Wall Diverter Rough Valve Only
(One inlet, two outlets with positive shut-off.)

\$355.00

78.30.253

4 Port In-Wall Diverter Rough Valve Only
(One inlet, three outlets with positive shut-off.)

\$475.00

Showerheads and Body Sprays

All showerheads and hand showers shipped with water saving 1.8 GPM.



18.10.037

6" x 7" Rectangular Showerhead with swivel
Easy Clean Jets, 1/2" NPT

GI \$402.00

GII \$482.00

GIII \$547.00

GIV Quote



18.10.042

7" Round Showerhead with swivel
Easy Clean Jets, 1/2" NPT

GI \$436.00

GII \$524.00

GIII \$593.00

GIV Quote



18.10.047

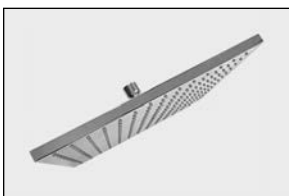
12" Round Showerhead with swivel
Easy Clean Jets, 1/2" NPT

GI \$1471.00

GII \$1966.00

GIII \$2272.00

GIV Quote



18.10.088

12" Square Showerhead with swivel
Easy Clean Jets, 1/2" NPT

GI \$1621.00

GII \$1892.00

GIII \$2368.00

GIV Quote



18.10.131

7" Round Showerhead with 19" x 4" Shower
Arm & Square Flange, Easy Clean Jets

GI \$570.00

GII \$685.00

GIII \$770.00

GIV Quote



18.10.124

Round Body Spray with Square
Flange, Easy Clean Jets, Adjustable,
1/2" NPT

GI \$218.00

GII \$264.00

GIII \$298.00

GIV Quote

1600 Series Nuance

EURO HANDLE SERIES - 20 POINT



18.10.129

Square Body Spray with Square Flange, Easy Clean Jets, Adjustable, 1/2" NPT

GI \$218.00
GII \$264.00
GIII \$298.00
GIV Quote

Handshower Options



18.10.132

Square Contemporary Slidebar and Handshower Kit

(Includes square contemporary slidebar, contemporary handshower wand, 60" spiral hose, waterway, & back flow preventer)

GI \$1179.00
GII \$1513.00
GIII \$1846.00
GIV Quote



18.10.135

Square Contemporary Wallmount Handshower Kit

(Includes handshower wand, 60" spiral hose, waterway, wall bracket & back flow preventer)

GI \$689.00
GII \$885.00
GIII \$1064.00
GIV Quote



18.10.133

Wall Bracket Only

GI \$229.00
GII \$298.00
GIII \$328.00
GIV Quote



18.10.137

Union with Waterway & Square Flange 1/2" NPT

GI \$172.00
GII \$206.00
GIII \$248.00
GIV Quote




18.10.139

Square Contemporary Slidebar

GI \$742.00
GII \$954.00
GIII \$1168.00
GIV Quote



Accessories for Nuance (38) Stixx
(95), Jaxx II (33), Mixx II (32)



1.38PH00

Paper Holder
with bracket


GI \$275.00
GII \$333.00
GIII \$420.00
GIV Quote



1.38RH00

Robe Hook
with bracket

GI \$172.00
GII \$206.00
GIII \$259.00
GIV Quote



1.38TR00

Towel Rod
with bracket

GI \$275.00
GII \$333.00
GIII \$420.00
GIV Quote



1.38TB18

18" Towel Bar with brackets

GI \$363.00
GII \$436.00
GIII \$494.00
GIV Quote

1.38TB24

24" Towel Bar with brackets

GI \$409.00
GII \$494.00
GIII \$558.00
GIV Quote

1.38TB30

30" Towel Bar with brackets

GI \$436.00
GII \$528.00
GIII \$597.00
GIV Quote

1800 Series

SIGMA



Shown in Polished Chrome with Waldorf Handle



Ascot (77)



Waldorf (76)



Sussex (78)

1800 Series

16 Point Handles

See photos of all products with series options at sigmafaucet.com.

SERIES OPTIONS



Ascot (77)



Waldorf (76)



Sussex (78)

Lavatory Faucets



1.187708

Widespread Lav Set
with Ascot lever

Solid Brass Lever with Ceramic Insert
and Two-piece Escutcheon

GI	\$961.00
GII	1172.00
GIII	\$1322.00
GIV	Quote



1.187808

Widespread Lav Set
with Sussex cross handle

Solid Brass Cross Handle with Ceramic Insert
and Solid Brass Two-piece Escutcheon

GI	\$931.00
GII	\$1168.00
GIII	\$1317.00
GIV	Quote



1.187608

Widespread Lav Set
with Waldorf lever

Solid Brass Lever with Ceramic Insert
and Solid Brass Two-piece Escutcheon

GI	\$961.00
GII	\$1202.00
GIII	\$1356.00
GIV	Quote

Roman Tub Options



1.18__77T

Roman Tub Set **Trim** (quick connect)

GI	\$942.00
GII	\$1161.00
GIII	\$1310.00
GIV	Quote

18.30.006

Rough Valve Kit (quick connect)

\$413.00



1.18__93T

Roman Tub Set **Trim** with Deckmount
Handshower and Diverter (quick connect)

GI	\$1628.00
GII	\$1973.00
GIII	\$2219.00
GIV	Quote

18.30.134

Rough Valve Kit (quick connect)

\$719.00

1800 Series

Photos for all options are available at sigmafaucet.com.

Metal button inserts available upon request.



Ascot (77)



Sussex (78)



Waldorf (76)

Bidet



1.00__90

Bidet Set **Complete**

GI	\$1080.00
GII	\$1409.00
GIII	\$1547.00
GIV	Quote

Shower Options



1.00__64FT

Pressure Balanced Traditional Shower Set **Trim**

GI	\$655.00
GII	\$788.00
GIII	\$869.00
GIV	Quote

18.30.061

Rough Valve Only with Integral Stops

\$325.00



1.00__67T

Pressure Balanced Shower by Shower Set **Complete**

NOTE: MUST purchase Showerhead, Arm, Flange, and other options separately.

GI	\$436.00
GII	\$524.00
GIII	\$593.00
GIV	Quote

18.30.063

Rough Valve Only with Integral Stops

\$ 415.00

1800 Series

Photos for all options are available at sigmafaucet.com.
Metal button inserts available upon request.



Ascot (77)



Sussex (78)



Waldorf (76)

E-Mini Thermostatic Sets



1.0R__51T	Trim Only for E-Mini Thermostatic Set with Integrated Control - Round	GI	\$317.00
		GII	\$379.00
		GIII	\$455.00
		GIV	Quote
MUST ORDER VALVE SEPARATELY			
18.30.291	Rough Valve Only with Volume Control and Integral Stops		\$509.00
	Or		
18.30.292	Rough Valve Only with Two-Way Diverter and Integral Stops		\$509.00



1.0S__51T	Trim Only for E-Mini Thermostatic Set with Integrated Control - Rectangle	GI	\$374.00
		GII	\$448.00
		GIII	\$505.00
		GIV	Quote
MUST ORDER VALVE SEPARATELY			
18.30.291	Rough Valve Only with Volume Control and Integral Stops		\$509.00
	Or		
18.30.292	Rough Valve Only with Two-Way Diverter and Integral Stops		\$509.00

Photos for all options are available at sigmafaucet.com.

Metal button inserts available upon request.



Ascot (77)



Sussex (78)



Waldorf (76)

1/2" Thermostatic Sets



1.00__96.V0T

1/2" Thermo Trim, No Volume Control,
14.5 gpm @ 45 psi

Note: Separate shut-offs required to operate system.

GI \$344.00
GII \$413.00
GIII \$466.00
GIV Quote

18.30.078

Rough Valve Only, No Volume Control

\$529.00



1.00__96.V1T

1/2" Thermo Trim, One Volume Control,
(Single Outlet Top Only, Bottom Outlet on Request)
14.5 gpm @ 45 psi

GI \$367.00
GII \$443.00
GIII \$501.00
GIV Quote

18.30.076

Rough Valve Only

\$599.00



1.00__96.V2T

1/2" Thermo Trim, Two Volume Controls,
14.5 gpm @ 45 psi

GI \$402.00
GII \$482.00
GIII \$547.00
GIV Quote

18.30.077

Rough Valve Only

\$649.00

3/4" Thermostatic Sets



1.00__97T

3/4" Thermo Trim

Designed for 2 or more exits. With 56 psi this valve delivers a maximum of 14.28 gpm at the top exit and 11.10 gpm at the bottom exit. Remote ball valves recommended for maintenance.

Note: Separate shut-offs required to operate system.

GI \$344.00
GII \$413.00
GIII \$466.00
GIV Quote

18.30.071

Rough Valve Only

\$1995.00



1.00__97DT

3/4" Thermo Trim

Designed for 2 or more exits. With 56 psi this valve delivers a maximum of 14.28 gpm at the top exit and 11.10 gpm at the bottom exit. Valve includes integral stops. Shipped with 9" deluxe plate.

Note: Separate shut-offs required to operate system.

GI \$478.00
GII \$574.00
GIII \$650.00
GIV Quote

18.30.171

Rough Valve Only with Integral Stops

\$2295.00

1800 Series

Photos for all options are available at sigmafaucet.com.

Metal button inserts available upon request.



Ascot (77)



Sussex (78)



Waldorf (76)

Wall Valves



1.00_87T

Trim Only for Wall Valve

MUST ORDER VALVE SEPARATELY

GI \$190.00
GII \$241.00
GIII \$264.00
GIV Quote

18.30.020

1/2" Shut-Off Rough Valve Only

\$150.00

18.30.023

3/4" Shut-Off Rough Valve Only

\$195.00

18.30.255M

3 Port In-Wall Diverter Rough Valve Only
(One inlet, two outlets with positive shut-off.)

\$355.00

18.30.253

4 Port In-Wall Diverter Rough Valve Only
(One inlet, three outlets with positive shut-off.)

\$475.00

Showerheads and Body Sprays

All showerheads and hand showers shipped with water saving 1.8 GPM.



18.10.009

6 Plunger Deluxe Showerhead with 8" Arm & Std Flange

GI \$259.00
GII \$317.00
GIII \$356.00
GIV Quote



18.10.091

Multi-spray Showerhead with 8" Arm & Std Flange

GI \$248.00
GII \$321.00
GIII \$374.00
GIV Quote



18.10.063

Body Spray

GI \$172.00
GII \$225.00
GIII \$264.00
GIV Quote



18.10.250

Wallmount Handshower Kit

(Includes handshower wand, 60" spiral hose, waterway, swivel wall bracket & back flow preventer)

GI \$432.00
GII \$517.00
GIII \$650.00
GIV Quote

1800 Series



18.10.274

Slidebar with Handshower Kit

(Includes traditional slidebar, handshower wand, 60" spiral hose, waterway, swivel wall bracket & back flow preventer)

GI	\$793.00
GII	\$954.00
GIII	\$1076.00
GIV	Quote

Series 18 Accessories for Ascot (77), Sussex (78), Waldorf (76)

Photos for all options are available at sigmafaucet.com.

Metal button inserts available upon request.



Ascot (77)



Sussex (78)



Waldorf (76)



1.18PH00

Paper Holder
with brackets

GI	\$225.00
GII	\$271.00
GIII	\$305.00
GIV	Quote



1.18SP00

Single Post Paper Holder
with bracket

GI	\$195.00
GII	\$229.00
GIII	\$275.00
GIV	Quote



1.18RH00

Robe Hook
with brackets

GI	\$126.00
GII	\$179.00
GIII	\$241.00
GIV	Quote



1.18TR00

Towel Ring
with brackets

GI	\$149.00
GII	\$202.00
GIII	\$252.00
GIV	Quote

1800 Series

Photos for all options are available at sigmafaucet.com.

Metal button inserts available upon request.



Ascot (77)



Sussex (78)



Waldorf (76)



1.18TB18

Towel Bar 18"
with brackets

GI \$218.00
GII \$264.00
GIII \$317.00
GIV Quote

1.18TB24


Towel Bar 24"
with brackets

GI \$229.00
GII \$275.00
GIII \$333.00
GIV Quote

1.18TB30

Towel Bar 30"
with brackets

GI \$248.00
GII \$298.00
GIII \$340.00
GIV Quote



1.18AS00

Accessory Shelf
with brackets

GI \$363.00
GII \$436.00
GIII \$494.00
GIV Quote

Selected Options



1.00__18

Single-hole Lav Faucet

GI \$685.00
GII \$827.00
GIII \$931.00
GIV Quote



1.35__030

Pillar Style Kitchen Faucet
Swivel Spout, 7-1/2" center to center

GI \$1145.00
GII \$1432.00
GIII \$1651.00
GIV Quote



1.35__032

Pillar Style Kitchen Faucet with Handspray
Swivel Spout, 10-1/4" spout center to center, 8-1/2" height
(Custom Option: High-arc extended 9" or 11" swivel spout)

GI \$1490.00
GII \$1639.00
GIII \$1885.00
GIV Quote

1900 Series

SIGMA.



Shown in Polished Chrome with Harlow Handle



Harlow (60)

1900 Series Harlow

SERIES OPTIONS

16 Point Handles

See photos of all products with series options at sigmafaucet.com.



Harlow (60)

Lavatory Faucets



1.196008

Widespread Lav Set
with Harlow Levers

Solid Brass Lever and Escutcheon

GI	\$862.00
GII	\$1034.00
GIII	\$1168.00
GIV	Quote



1.196007T

Wall Lav Set **Trim**
Includes Soft-touch Drain with over flow


GI	\$558.00
GII	\$673.00
GIII	\$758.00
GIV	Quote

18.30.024

Rough Valve Kit Only

\$445.00

Roman Tub Options



1.196077T

Roman Tub Set **Trim** (quick connect)


GI	\$862.00
GII	\$1034.00
GIII	\$1168.00
GIV	Quote

18.30.006

Rough Valve Kit (quick connect)

\$413.00

1900 Series Harlow



1.196093T	Roman Tub Set Trim with Deckmount Hand-shower and Diverter (quick connect)	GI	\$1287.00
		GII	\$1547.00
		GIII	\$1743.00
		GIV	Quote
18.30.134	Rough Valve Kit (quick connect)		\$719.00

Bidet



1.006090	Bidet Set Complete	GI	\$995.00
		GII	\$1294.00
		GIII	\$1425.00
		GIV	Quote

Shower Options



1.006064T	Pressure Balanced Shower Set Trim	GI	\$551.00
		GII	\$662.00
		GIII	\$747.00
		GIV	Quote
18.30.061	Rough Valve Only with Integral Stops		\$325.00



1.006067T	Pressure Balanced Shower by Shower Set Trim	GI	\$436.00
		GII	\$524.00
		GIII	\$593.00
		GIV	Quote
		NOTE: MUST purchase Showerhead, Arm, Flange, and other options separately.	
18.30.063	Rough Valve Only with Two-Way Diverter and Integral Stops		\$ 415.00

1900 Series Harlow



1.0R6051T

Trim Only for E-Mini Thermostatic Set
with Integrated Control - Round

GI \$317.00
GII \$379.00
GIII \$455.00
GIV Quote

MUST ORDER VALVE SEPARATELY

18.30.291

Rough Valve Only with Volume Control and Integral Stops

\$509.00

Or

18.30.292

Rough Valve Only with Two-Way Diverter and Integral Stops

\$509.00



1.0S6051T

Trim Only for E-Mini Thermostatic Set
with Integrated Control - Rectangle

GI \$374.00
GII \$448.00
GIII \$505.00
GIV Quote

MUST ORDER VALVE SEPARATELY

18.30.291

Rough Valve Only with Volume Control and Integral Stops

\$509.00

Or

18.30.292

Rough Valve Only with Two-Way Diverter and Integral Stops

\$509.00

1/2" Thermostatic Sets



1.076096.V0T

1/2" Thermo Trim, No Volume Control,
7" Round Plate, 14.5 gpm @ 45 psi

GI \$420.00
GII \$505.00
GIII \$570.00
GIV Quote

Note: Separate Shut-Offs required to operate system

18.30.078

Rough Valve Only with Integral Stops

\$529.00



1.006096.V1T

1/2" Thermo Trim, One Volume Control,
7" Round Plate, 14.5 gpm @ 45 psi

GI \$459.00
GII \$551.00
GIII \$620.00
GIV Quote

18.30.076

Rough Valve Only with Integral Stops

\$599.00



1.076096.V2T

1/2" Thermo Trim, Two Volume Control,
7" Round Plate, 14.5 gpm @ 45 psi

GI \$501.00
GII \$604.00
GIII \$685.00
GIV Quote

18.30.077

Rough Valve Only with Integral Stops

\$649.00

1900 Series Harlow

3/4" Thermostatic Sets



1.076097T

3/4" Thermo Trim

Designed for 2 or more exits. With 56 psi this valve delivers a maximum of 14.28 gpm at the top exit and 11.10 gpm at the bottom exit. Remote ball valves recommended for maintenance.

7" Round Plate.

Note: Separate Shut-Offs required to operate system

GI \$420.00
GII \$505.00
GIII \$570.00
GIV Quote

18.30.071

Rough Valve Only

\$1995.00



1.086097DT

3/4" Thermo Trim

Designed for 2 or more exits. With 56 psi this valve delivers a maximum of 14.28 gpm at the top exit and 11.10 gpm at the bottom exit. Valve includes integral stops. Shipped with 9" deluxe plate.

Note: Separate shut-offs required to operate system

GI \$478.00
GII \$574.00
GIII \$650.00
GIV Quote

18.30.171

Rough Valve Only with Integral Stops

\$2295.00

Wall Valves



1.006087T

Trim Only for Wall Valve

MUST ORDER VALVE SEPARATELY

GI \$179.00
GII \$229.00
GIII \$252.00
GIV Quote

18.30.020

1/2" Shut-Off Rough Valve Only

\$150.00

18.30.023

3/4" Shut-Off Rough Valve Only

\$195.00

18.30.255M

3 Port In-Wall Diverter Rough Valve Only
(One inlet, two outlets with positive shut-off.)

\$355.00

18.30.253

4 Port In-Wall Diverter Rough Valve Only
(One inlet, three outlets with positive shut-off.)

\$475.00

Showerheads and Body Sprays

All showerheads and hand showers shipped with water saving 1.8 GPM.



18.10.009

6 Plunger Deluxe Showerhead with 8" Arm & Std Flange

GI \$259.00
GII \$317.00
GIII \$356.00
GIV Quote



18.10.091

Multi-spray Showerhead with 8" Arm & Std Flange

GI \$248.00
GII \$321.00
GIII \$374.00
GIV Quote

1900 Series Harlow



18.10.037

6" x 7" Rectangular Showerhead with swivel,
Easy Clean Jets, 1/2" NPT

GI	\$402.00
GII	\$482.00
GIII	\$547.00
GIV	Quote



18.10.042

7" Round Showerhead with swivel,
Easy Clean Jets, 1/2" NPT

GI	\$436.00
GII	\$524.00
GIII	\$593.00
GIV	Quote



18.10.123

2" Round Body Spray with Round
Flange, Easy Clean Jets, Adjustable,
1/2" NPT

GI	\$218.00
GII	\$287.00
GIII	\$333.00
GIV	Quote



18.10.138

2" Square Body Spray with Round
Flange, Easy Clean Jets, Adjustable,
1/2" NPT

GI	\$218.00
GII	\$282.00
GIII	\$344.00
GIV	Quote



18.10.360

Slidebar with Handshower Kit

(Includes contemporary sidebar, contemporary
handshower wand, 60" spiral hose, waterway, & back
flow preventer)

GI	\$834.00
GII	\$1069.00
GIII	\$1306.00
GIV	Quote



18.10.135

Contemporary Wallmount Handshower Kit

(Includes contemporary handshower wand, 60" spiral
hose, waterway, wall bracket & back flow preventer)

GI	\$689.00
GII	\$885.00
GIII	\$1064.00
GIV	Quote

1900 Series Harlow



Harlow (60)

Accessory Series 60 for Harlow (60)



1.60PH00

Paper Holder
with bracket

GI \$225.00
GII \$271.00
GIII \$340.00
GIV Quote



1.60SP00

Single Post Paper Holder
with bracket

GI \$202.00
GII \$241.00
GIII \$294.00
GIV Quote



1.60RH00

Robe Hook
with bracket

GI \$137.00
GII \$190.00
GIII \$271.00
GIV Quote



1.60TR00

Towel Ring
with bracket

GI \$160.00
GII \$213.00
GIII \$271.00
GIV Quote



1.60TB18

Towel Bar 18"
with brackets

GI \$218.00
GII \$264.00
GIII \$333.00
GIV Quote

1.60TB24

Towel Bar 24"
with brackets

GI \$229.00
GII \$275.00
GIII \$344.00
GIV Quote

1.60TB30

Towel Bar 30"
with brackets

GI \$248.00
GII \$298.00
GIII \$374.00
GIV Quote

2300/2350 Series

SIGMA



Stixx (95)



Jaxx II (33)



Mixx II (32)

2300 Series Stixx

SERIES OPTIONS

20 Point Handles

See photos of all products with series options at sigmafaucet.com.



Stixx (95)



Jaxx II (33)



Mixx II (32)

Lavatory Faucets

This series, geometrically intriguing, is none-the-less technically different and slightly more difficult to install than typical Sigma product. Read installation instructions, specifications, and parts lists thoroughly and carefully.



1.23__08

2300 Widespread Lav Set
with Stixx Handle

GI	\$988.00
GII	\$1230.00
GIII	\$1386.00
GIV	Quote

Single-Hole Vessel Lav Options



1.230018

Single-hole Lav
Includes Soft-touch Drain with overflow

GI	\$949.00
GII	\$1179.00
GIII	\$1329.00
GIV	Quote



1.230028

Single-hole Vessel Lav Tall
Includes Grid Drain without overflow

GI	\$1064.00
GII	\$1333.00
GIII	\$1501.00
GIV	Quote

Floormount Tub Filler



1.2300530T

Floormount Tub Filler with Handshower **Trim**

GI \$3645.00
GII \$4415.00
GIII \$4967.00
GIV Quote

18.30.407

Rough Kit

\$454.00

Bidet




1.00__90

Bidet Set **Complete**

GI \$1248.00
GII \$1628.00
GIII \$1789.00
GIV Quote

Shower Options



1.00__64DT

Pressure Balanced Deluxe Shower Set **Trim**

GI \$731.00
GII \$880.00
GIII \$972.00
GIV Quote

18.30.061

Rough Valve Only with Integral Stops

\$325.00



1.00__67T	Pressure Balanced Shower by Shower Set Trim	GI \$616.00
		GII \$742.00
	NOTE: MUST purchase Showerhead, Arm, Flange, and other options separately.	GIII \$823.00
		GIV Quote
18.30.063	Rough Valve Only with Integral Stops	\$ 415.00

E-Mini Thermostatic Sets



1.0S__51T	Trim Only for E-Mini Thermostatic Set with Integrated Control - Rectangle	GI \$374.00
		GII \$448.00
		GIII \$505.00
		GIV Quote
	MUST ORDER VALVE SEPARATELY	
18.30.291	Rough Valve Only with Volume Control and Integral Stops	\$509.00
	Or	
18.30.292	Rough Valve Only with Two-Way Diverter and Integral Stops	\$509.00

1/2" Thermostatic Sets



1.05__96.V0T 1/2" Thermo Trim, No Volume Control,
6-3/4" Square Plate

Note: Separate shut-offs required to operate system.

GI \$409.00
GII \$494.00
GIII \$558.00
GIV Quote

18.30.078 Rough Valve Only with Integral Stops \$529.00



1.05__96.V1T 1/2" Thermo/Trim, One Volume Control,
6-3/4" Square Plate

GI \$459.00
GII \$551.00
GIII \$620.00
GIV Quote

18.30.076 Rough Valve Only with Integral Stops \$599.00



1.05__96.V2T 1/2" Thermo Trim, Two Volume Controls,
6-3/4" Square Plate

GI \$501.00
GII \$604.00
GIII \$685.00
GIV Quote

18.30.077 Rough Valve Only with Integral Stops \$649.00

3/4" Thermostatic Sets



1.05__97T 3/4" Thermo Trim
Designed for 2 or more exits. With 56 psi this valve delivers a maximum of 14.28 gpm at the top exit and 11.10 gpm at the bottom exit. Remote ball valves recommended for maintenance. 6-3/4" Square Plate

Note: Separate shut-offs required to operate system.

GI \$409.00
GII \$494.00
GIII \$558.00
GIV Quote

18.30.071 Rough Valve Only \$1995.00



1.06__97DT

3/4" Thermo Trim

Designed for 2 or more exits. With 56 psi this valve delivers a maximum of 14.28 gpm at the top exit and 11.10 gpm at the bottom exit. Valve includes integral stops.

6" x 9" Rectangular Plate

Note: Separate shut-offs required to operate system.

GI \$478.00
GII \$574.00
GIII \$650.00
GIV Quote

18.30.171

Rough Valve Only with Integral Stops

\$2295.00

Wall Valves



1.00__87T

Trim Only for Wall Valve

GI \$206.00
GII \$264.00
GIII \$287.00
GIV Quote

78.30.020

1/2" Shut-Off Rough Valve Only

\$150.00

78.30.023

3/4" Shut-Off Rough Valve Only

\$195.00

78.30.255M

3 Port In-Wall Diverter Rough Valve Only
(One inlet, two outlets with positive shut-off.)

\$355.00

78.30.253

4 Port In-Wall Diverter Rough Valve Only
(One inlet, three outlets with positive shut-off.)

\$475.00

Showerheads and Body Sprays

All showerheads and hand showers shipped with water saving 1.8 GPM.



18.10.037

6" x 7" Rectangular Showerhead with swivel
Easy Clean Jets, 1/2" NPT

GI \$402.00
GII \$482.00
GIII \$547.00
GIV Quote



18.10.042

7" Round Showerhead with swivel
Easy Clean Jets, 1/2" NPT

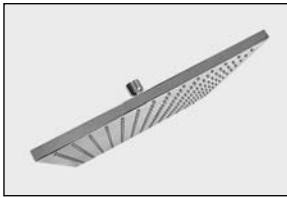
GI \$436.00
GII \$524.00
GIII \$593.00
GIV Quote



18.10.047

12" Round Showerhead with swivel
Easy Clean Jets, 1/2" NPT

GI \$1471.00
GII \$1966.00
GIII \$2272.00
GIV Quote



18.10.088

12" Square Showerhead with swivel
Easy Clean Jets, 1/2" NPT

GI \$1621.00
GII \$1892.00
GIII \$2368.00
GIV Quote



18.10.131

7" Round Showerhead with 19" x 4" Shower Arm &
Square Flange
Easy Clean Jets

GI \$570.00
GII \$685.00
GIII \$770.00
GIV Quote



18.10.124

Round Body Spray with Square
Flange, Easy-Clean Jets, Adjustable,
1/2" NPT

GI \$218.00
GII \$264.00
GIII \$298.00
GIV Quote



18.10.129

Square Body Spray with Square
Flange, Easy-Clean Jets, Adjustable,
1/2" NPT

GI \$218.00
GII \$264.00
GIII \$298.00
GIV Quote

Handshower Options



18.10.132

Square Contemporary Slidebar and Handshower Kit

(Includes square contemporary sidebar, contemporary
handshower wand, 60" spiral hose, waterway, & back flow
preventer)

GI \$1179.00
GII \$1513.00
GIII \$1846.00
GIV Quote



18.10.135

Square Contemporary Wallmount Handshower Kit

(Includes handshower wand, 60" spiral hose, waterway,
wall bracket & back flow preventer)

GI \$689.00
GII \$885.00
GIII \$1064.00
GIV Quote



18.10.133

Wall Bracket Only

GI \$229.00
GII \$298.00
GIII \$328.00
GIV Quote



18.10.137

Union with Waterway & Square Flange 1/2" NPT

GI \$172.00
GII \$206.00
GIII \$248.00
GIV Quote



18.10.139

Square Contemporary Slidebar

GI \$742.00
GII \$954.00
GIII \$1168.00
GIV Quote

Photos for all options are available at sigmafaucet.com.



Stixx (95)

Series 38 Accessories for Stixx (95)
Stixx (95), Jaxx II (33), Mixx II (32)



1.38PH00

Paper Holder
with bracket


GI \$275.00
GII \$333.00
GIII \$420.00
GIV Quote



1.38RH00

Robe Hook
with bracket

GI \$172.00
GII \$206.00
GIII \$259.00
GIV Quote



1.38TR00

Towel Rod
with bracket

GI \$275.00
GII \$333.00
GIII \$420.00
GIV Quote



1.38TB18

18" Towel Bar with brackets

GI \$363.00
GII \$436.00
GIII \$494.00
GIV Quote

1.38TB24

24" Towel Bar with brackets

GI \$409.00
GII \$494.00
GIII \$558.00
GIV Quote

1.38TB30

30" Towel Bar with brackets

GI \$436.00
GII \$528.00
GIII \$597.00
GIV Quote

2500/2800 Series

SIGMA



2500 Series (Tall Spout) Shown in Polished Chrome with Regent X Handle



Regent Groove (22)



Regent (53)



Regent X (54)

2500/2800 Series

SERIES OPTIONS

20 Point Handles

See photos of all products with series options at sigmafaucet.com.

Add \$100 for each Regent Groove (22) handle.



Regent Groove (22)



Regent (53)



Regent X (54)

Lavatory Faucets



1.255308

2500 Widespread Lav Set
with Regent Lever

GI	\$1018.00
GII	\$1276.00
GIII	\$1437.00
GIV	Quote



1.255408

2500 Widespread Lav Set
with Regent X Cross Handle

GI	\$1018.00
GII	\$1276.00
GIII	\$1437.00
GIV	Quote



1.285308

2800 Widespread Lav Set
with Regent Lever

GI	\$1018.00
GII	\$1276.00
GIII	\$1437.00
GIV	Quote



1.285408

2800 Widespread Lav Set
with Regent X Cross Handle

GI	\$1018.00
GII	\$1276.00
GIII	\$1437.00
GIV	Quote



1.250018

Single Hole Lav Set
Includes Soft Touch Drain

GI	\$1041.00
GII	\$1306.00
GIII	\$1471.00
GIV	Quote

See photos of all products with series options at sigmafaucet.com.

Add \$100 for each Regent Groove (22) handle.



Regent Groove (22)



Regent (53)



Regent X (54)



1.25__07T

Wall/Vessel Lav Set **Trim**
Includes Lift & Turn Drain

GI \$708.00
GII \$850.00
GIII \$961.00
GIV Quote

78.30.024

Rough Valve Kit

\$445.00

Roman Tub Options



1.25__77T

Roman Tub Set **Trim** (quick connect)

GI \$1340.00
GII \$1609.00
GIII \$1812.00
GIV Quote

78.30.006

Rough Valve Kit (quick connect)

\$413.00



1.25__93T

Roman Tub Set **Trim** with Deckmount
Handshower and Diverter (quick connect)

GI \$1759.00
GII \$2111.00
GIII \$2375.00
GIV Quote

78.30.136

Rough Valve Kit (quick connect)

\$719.00



1.28__77T

Roman Tub Set **Trim** (quick connect)

GI \$1149.00
GII \$1379.00
GIII \$1552.00
GIV Quote

78.30.006


Rough Valve Kit (quick connect)

\$413.00

2500/2800 Series

See photos of all products with series options at sigmafaucet.com.

Add \$100 for each Regent Groove (22) handle.



1.28__93T	Roman Tub Set Trim with Deckmount Handshower and Diverter (quick connect)	GI	\$1563.00
		GII	\$1881.00
		GIII	\$2115.00
		GIV	Quote
78.30.136	Rough Valve Kit (quick connect)		\$719.00

Bidet



1.00__90	Bidet Set Complete	GI	\$1092.00
		GII	\$1421.00
		GIII	\$1563.00
		GIV	Quote

Shower Options



1.00__64T	Pressure Balanced Shower Set Trim	GI	\$501.00
		GII	\$604.00
		GIII	\$666.00
		GIV	Quote
18.30.061	Rough Valve Only with Integral Stops		\$325.00



1.00__67T	Pressure Balanced Shower by Shower Set Trim	GI	\$402.00
		GII	\$482.00
		GIII	\$535.00
		GIV	Quote
18.30.063	Rough Valve Only with Two-Way Diverter and Integral Stops		\$ 415.00

See photos of all products with series options at sigmafaucet.com.

Add \$100 for each Regent Groove (22) handle.



Regent Groove (22)



Regent (53)



Regent X (54)

E-Mini Thermostatic Sets



1.0R__51T

Trim Only for E-Mini Thermostatic Set
with Integrated Control - Round

GI \$317.00
GII \$379.00
GIII \$455.00
GIV Quote

MUST ORDER VALVE SEPARATELY

18.30.291

Rough Valve Only with Volume Control and Integral Stops

\$509.00

Or

18.30.292

Rough Valve Only with Two-Way Diverter and Integral Stops

\$509.00



1.0S__51T

Trim Only for E-Mini Thermostatic Set
with Integrated Control - Rectangular

GI \$374.00
GII \$448.00
GIII \$505.00
GIV Quote

MUST ORDER VALVE SEPARATELY

18.30.291

Rough Valve Only with Volume Control and Integral Stops

\$509.00

Or

18.30.292

Rough Valve Only with Two-Way Diverter and Integral
Stops

\$509.00

See photos of all products with series options at sigmafaucet.com.

Add \$100 for each Regent Groove (22) handle.



Regent Groove (22)



Regent (53)



Regent X (54)

1/2" Thermostatic Sets



1.00__96.V0T	1/2" Thermo Trim, No Volume Control, 14.5 gpm @ 45 psi Note: Separate shut-offs required to operate system.	GI \$351.00 GII \$425.00 GIII \$512.00 GIV Quote
18.30.078	Rough Valve Only, No Volume Control	\$529.00



1.00__96.V1T	1/2" Thermo Trim, One Volume Control, (Single Outlet Top Only, Bottom Outlet on Request) 14.5 gpm @ 45 psi	GI \$367.00 GII \$443.00 GIII \$535.00 GIV Quote
18.30.076	Rough Valve Only	\$599.00



1.00__96.V2T	1/2" Thermo Trim, Two Volume Controls, 14.5 gpm @ 45 psi	GI \$402.00 GII \$482.00 GIII \$570.00 GIV Quote
18.30.077	Rough Valve Only	\$649.00

3/4" Thermostatic Sets



1.00__97T	3/4" Thermo Trim Designed for 2 or more exits. With 56 psi this valve delivers a maximum of 14.28 gpm at the top exit and 11.10 gpm at the bottom exit. Remote ball valves recommended for maintenance. Note: Separate shut-offs required to operate system.	GI \$344.00 GII \$413.00 GIII \$466.00 GIV Quote
18.30.071	Rough Valve Only	\$1995.00

See photos of all products with series options at sigmafaucet.com.

Add \$100 for each Regent Groove (22) handle.



Regent Groove (22)



Regent (53)



Regent X (54)



Note: Photo shown with ETL Upgrade

1.00__97DT

3/4" Thermo /Trim

Designed for 2 or more exits. With 56 psi this valve delivers a maximum of 14.28 gpm at the top exit and 11.10 gpm at the bottom exit. Valve includes integral stops. Shipped with 9" deluxe plate.

Note: Separate shut-offs required to operate system.

GI \$478.00

GII \$574.00

GIII \$650.00

GIV Quote

18.30.171

Rough Valve Only with Integral Stops

\$2295.00

Wall Valves



1.00__87T

Trim Only for Wall Valve

GI \$179.00

GII \$229.00

GIII \$252.00

GIV Quote

MUST ORDER VALVE SEPARATELY

78.30.020

1/2" Shut-Off Rough Valve Only

\$150.00

78.30.023

3/4" Shut-Off Rough Valve Only

\$195.00

78.30.255M

3 Port In-Wall Diverter Rough Valve Only
(One inlet, two outlets with positive shut-off.)

\$355.00

78.30.253

4 Port In-Wall Diverter Rough Valve Only
(One inlet, three outlets with positive shut-off.)

\$475.00

Showerheads and Body Sprays

All showerheads and hand showers shipped with water saving 1.8 GPM.



18.10.009

6 Plunger Deluxe Showerhead with 8" Arm & Std Flange

GI \$259.00

GII \$317.00

GIII \$356.00

GIV Quote



18.10.091

Multi-spray Showerhead with 8" Arm & Std Flange

GI \$248.00

GII \$321.00

GIII \$374.00

GIV Quote

See photos of all products with series options at sigmafaucet.com.

Add \$100 for each Regent Groove (22) handle.



Regent Groove (22)



Regent (53)



Regent X (54)



18.10.063

Body Spray

GI \$172.00
GII \$225.00
GIII \$264.00
GIV Quote



18.10.250

Wallmount Handshower Kit

(Includes handshower wand, 60" spiral hose, waterway, swivel wall bracket & back flow preventer)

GI \$432.00
GII \$517.00
GIII \$650.00
GIV Quote



18.10.274

Slidebar with Handshower Kit

(Includes traditional slidebar, handshower wand, 60" spiral hose, waterway, swivel wall bracket & back flow preventer)

GI \$793.00
GII \$954.00
GIII \$1076.00
GIV Quote

Photos for all options are available at sigmafaucet.com.



Regent (53)



Regent X (54)

Accessory Series 53 for
Regent (53), Regent X (54)
Regent Groove (22)



1.53PH00

Paper Holder
with brackets

GI \$271.00
GII \$328.00
GIII \$374.00
GIV Quote



1.53RH00

Robe Hook
with brackets

GI \$144.00
GII \$202.00
GIII \$305.00
GIV Quote



1.53TR00

Towel Ring
with brackets

GI \$172.00
GII \$225.00
GIII \$340.00
GIV Quote



1.53TB18

Towel Bar 18"
with brackets

GI \$259.00
GII \$310.00
GIII 374.00
GIV Quote

1.53TB24

Towel Bar 24"
with brackets

GI \$275.00
GII \$333.00
GIII \$402.00
GIV Quote

1.53TB30

Towel Bar 30"
with brackets

GI \$294.00
GII \$356.00
GIII \$432.00
GIV Quote

2600 Series

SIGMA



Shown in Polished Chrome

2600 Series




1.260006S

Wall Faucet with Articulating Spout 8-1/2" and Joystick Handle **Complete**

GI \$1409.00
GIII \$1708.00

Trim and Rough-in must ship together
Available in Chrome (26) and all PVD finishes

Drain not included



1.260006

Wall Faucet with Articulating Spout 11" and Joystick Handle **Complete**

GI \$1713.00
GIII \$2058.00

Trim & Rough-in must ship together
Available in Chrome (26) and all PVD finishes

Drain not included

2700 Series

SIGMA.



Tremont (61)



Tremont X (62)

2700 Series

SERIES OPTIONS

20 Point Handles

See photos of all products with series options at sigmafaucet.com.



Tremont (61)



Tremont X (64)

Lavatory Faucets



1.276108

Widespread Lav Set with Tremont Lever

GI	\$1018.00
GII	\$1241.00
GIII	\$1398.00
GIV	Quote



1.276208

Widespread Lav Set with Tremont X Cross Handle

GI	\$1018.00
GII	\$1241.00
GIII	\$1398.00
GIV	Quote



1.27__07T

Wall/Vessel Lav Set **Trim**

GI	\$823.00
GII	\$1069.00
GIII	\$1207.00
GIV	Quote

78.30.024

Rough Valve Kit Only

\$445.00

Roman Tub Options



1.27__77T

Roman Tub Set **Trim**

GI	\$1053.00
GII	\$1264.00
GIII	\$1425.00
GIV	Quote

78.30.406

Rough Valve Kit

\$413.00



1.27__93T

Roman Tub Set **Trim** with Deckmount
Handshower and Diverter

GI	\$1494.00
GII	\$1793.00
GIII	\$2019.00
GIV	Quote

78.30.411

Rough Valve Kit

\$719.00

Bidet

1.00__90

Bidet Set **Complete**

GI	\$1092.00
GII	\$1421.00
GIII	\$1563.00
GIV	Quote

Shower Options**Note:** 2 Valve & 3 Valve Sets Available as Special Order. Please contact Customer Service.

1.00__64T

Pressure Balanced Shower Set **Trim**

GI	\$655.00
GII	\$788.00
GIII	\$869.00
GIV	Quote

18.30.061

Rough Valve Only with Integral Stops

\$325.00



1.00__67T

Pressure Balanced Shower by Shower Set **Trim****NOTE:** MUST purchase Showerhead, Arm, Flange,
and other options separately.

GI	\$478.00
GII	\$574.00
GIII	\$632.00
GIV	Quote

18.30.063

Rough Valve Only with Two-Way Diverter and Integral Stops

\$ 415.00

Photos for all options are available at sigmafaucet.com. Ceramic button inserts available upon request.



Tremont (61)



Tremont X (62)

E-Mini Thermostatic Sets



1.0R_51T	Trim Only for E-Mini Thermostatic Set with Integrated Control - Round	GI \$317.00 GII \$379.00 GIII \$455.00 GIV Quote
	MUST ORDER VALVE SEPARATELY	
18.30.291	Rough Valve Only with Volume Control and Integral Stops	\$509.00
	Or	
18.30.292	Rough Valve Only with Two-Way Diverter and Integral Stops	\$509.00



1.0S_51T	Trim Only for E-Mini Thermostatic Set with Integrated Control - Rectangular	GI \$374.00 GII \$448.00 GIII \$505.00 GIV Quote
	MUST ORDER VALVE SEPARATELY	
18.30.291	Rough Valve Only with Volume Control and Integral Stops	\$509.00
	Or	
18.30.292	Rough Valve Only with Two-Way Diverter and Integral Stops	\$509.00

1/2" Thermostatic Sets



1.00_96.V0T	1/2" Thermo Trim, No Volume Control, 14.5 gpm @ 45 psi	GI \$420.00 GII \$505.00 GIII \$609.00 GIV Quote
	Note: Separate shut-offs required to operate system.	
18.30.078	Rough Valve Only, No Volume Control	\$529.00

Photos for all options are available at sigmafaucet.com. Ceramic button inserts available upon request.



Tremont (61)



Tremont X (62)



1.00__96.V1T 1/2" Thermo Trim, One Volume Control,
(Single Outlet Top Only, Bottom Outlet on Request)
14.5 gpm @ 45 psi

GI \$459.00
GII \$551.00
GIII \$662.00
GIV Quote

18.30.076 Rough Valve Only

\$599.00



1.00__96.V2T 1/2" Thermo Trim, Two Volume Controls,
14.5 gpm @ 45 psi

GI \$501.00
GII \$604.00
GIII \$712.00
GIV Quote

18.30.077 Rough Valve Only

\$649.00

3/4" Thermostatic Sets



1.00__97T 3/4" Thermo Trim
Designed for 2 or more exits. With 56 psi this valve delivers
a maximum of 14.28 gpm at the top exit and 11.10 gpm at the
bottom exit. Remote ball valves recommended for
maintenance.

GI \$409.00
GII \$494.00
GIII \$558.00
GIV Quote

Note: Separate shut-offs required to operate system.

18.30.071 Rough Valve Only

\$1995.00



1.00__97DT 3/4" Thermo Trim
Designed for 2 or more exits. With 56 psi this valve delivers
a maximum of 14.28 gpm at the top exit and 11.10 gpm at the
bottom exit. Valve includes integral stops. Shipped with 9"
deluxe plate.

GI \$443.00
GII \$535.00
GIII \$604.00
GIV Quote

Note: Separate shut-offs required to operate system.

18.30.171 Rough Valve Only with Integral Stops

\$2295.00

Wall Valves



1.00__87T

Trim Only for Wall Valve

MUST ORDER VALVE SEPARATELY

78.30.020

1/2" Shut-Off Rough Valve Only

78.30.023

3/4" Shut-Off Rough Valve Only

78.30.255M

3 Port In-Wall Diverter Rough Valve Only
(One inlet, two outlets with positive shut-off.)

78.30.253

4 Port In-Wall Diverter Rough Valve Only
(One inlet, three outlets with positive shut-off.)

GI \$206.00
GII \$264.00
GIII \$287.00
GIV Quote

\$150.00

\$195.00

\$355.00

\$475.00

Showerheads and Body Sprays

All showerheads and hand showers shipped with water saving 1.8 GPM.



18.10.009

6 Plunger Deluxe Showerhead with 8" Arm & Std Flange

GI \$259.00
GII \$317.00
GIII \$356.00
GIV Quote



18.10.091

Multi-spray Showerhead with 8" Arm & Std Flange

GI \$248.00
GII \$321.00
GIII \$374.00
GIV Quote



18.10.063

Body Spray

GI \$172.00
GII \$225.00
GIII \$264.00
GIV Quote



18.10.250

Wallmount Handshower Kit

(Includes handshower wand, 60" spiral hose, waterway, swivel wall bracket & back flow preventer)

GI \$432.00
GII \$517.00
GIII \$650.00
GIV Quote



18.10.274

Slidebar with Handshower Kit

(Includes traditional slidebar, handshower wand, 60" spiral hose, waterway, swivel wall bracket & back flow preventer)

GI \$793.00
GII \$954.00
GIII \$1076.00
GIV Quote

Accessory Series 61 for Tremont (61),
Tremont X (62)

Photos for all options are available at sigmafaucet.com. Ceramic button inserts available upon request.



Tremont (61)



Tremont X (62)



1.61PH00

Paper Holder
with brackets

GI \$271.00
GII \$328.00
GIII \$374.00
GIV Quote



1.61RH00

Robe Hook
with brackets

GI \$144.00
GII \$202.00
GIII \$305.00
GIV Quote



1.61TR00

Towel Ring
with brackets

GI \$156.00
GII \$206.00
GIII \$310.00
GIV Quote



1.61TB18

Towel Bar 18"
with brackets

GI \$248.00
GII \$298.00
GIII \$363.00
GIV Quote

1.61TB24

Towel Bar 24"
with brackets

GI \$259.00
GII \$310.00
GIII \$374.00
GIV Quote

1.61TB30

Towel Bar 30"
with brackets

GI \$275.00
GII \$333.00
GIII \$402.00
GIV Quote

3200 Series



Shown in Polished Brass PVD with Luxembourg Handle



Devon (45)

Georgian (41)

Jefferson Elite II (02)

Luxembourg (65)

Venezia (25)

3200 Series

Lavatory Faucets



1.324508 Widespread Lav Set
with Devon Levers

Hi-Arc Solid Brass Chased Spout and
Escutcheon with Curved Rope Lever

GI \$1099.00
GII \$1333.00
GIII \$1501.00
GIV Quote



1.324108 Widespread Lav Set
with Georgian Levers

Hi-Arc Solid Brass Chased Spout and
Escutcheon with Fluted Brass Lever

GI \$1099.00
GII \$1333.00
GIII \$1501.00
GIV Quote



1.320208 Widespread Lav Set
with Jefferson Elite II Levers

Hi-Arc Solid Brass Spout,
Escutcheon and Lever

GI \$1099.00
GII \$1333.00
GIII \$1501.00
GIV Quote



1.326508 Widespread Lav Set with Luxembourg Crystal
Levers Hi-Arc Solid Brass Spout with Crystal
Escutcheon and Lever and Separate Base Ring

GI \$1651.00
GII \$2000.00
GIII \$2253.00
GIV Quote



1.322508 Widespread Lav Set with Venezia Marble Levers
Hi-Arc Solid Brass Spout with Marble Escutcheon
and Lever and Separate Base Ring

GI \$1651.00
GII \$2000.00
GIII \$2253.00
GIV Quote

Venezia Marble Handles available in Honey Onyx only. See
end of series for ordering information.

SERIES OPTIONS

16 Point Handles

See photos of all products with series options at sigmafaucet.com.



Devon (45)

Georgian (41)

Jefferson Elite II (02)

Luxembourg (65)

Venezia (25)

Add \$230 for each Luxembourg (65) crystal handle.

Add \$230 for each Venezia (25) marble handle.

Bidet



1.00__90

Bidet Set **Complete**

Note: Add \$230 for each Luxembourg (65) crystal handle.
Add \$230 for each Venezia (25) marble handle.

GI	\$1133.00
GII	\$1471.00
GIII	\$1621.00
GIV	Quote

Shower Options



1.00__64DT

Pressure Balanced Deluxe Shower Set **Trim Note:**

Note: Add \$230 for Luxembourg (65) crystal handle.
Add \$230 for Venezia (25) marble handle.

GI	\$655.00
GII	\$788.00
GIII	\$869.00
GIV	Quote

18.30.061

Rough Valve Only with Integral Stops

\$325.00



1.00__67T

Pressure Balanced Shower by Shower Set **Trim**

Note: Add \$230 for Luxembourg (65) crystal handle.
Add \$230 for Venezia (25) marble handle.

GI	\$402.00
GII	\$482.00
GIII	\$535.00
GIV	Quote

18.30.063

Rough Valve Only with Two-Way Diverter and Integral Stops

\$ 415.00

E-Mini Thermostatic Sets



1.0R__51T	Trim Only for E-Mini Thermostatic Set with Integrated Control - Round	GI \$317.00 GII \$379.00 GIII \$455.00 GIV Quote
	MUST ORDER VALVE SEPARATELY	
18.30.291	Rough Valve Only with Volume Control and Integral Stops	\$509.00
	Or	
18.30.292	Rough Valve Only with Two-Way Diverter and Integral Stops	\$509.00



1.0S__51T	Trim Only for E-Mini Thermostatic Set with Integrated Control - Rectangle	GI \$374.00 GII \$448.00 GIII \$505.00 GIV Quote
	MUST ORDER VALVE SEPARATELY	
18.30.291	Rough Valve Only with Volume Control and Integral Stops	\$509.00
	Or	
18.30.292	Rough Valve Only with Two-Way Diverter and Integral Stops	\$509.00

1/2" Thermostatic Sets



1.00__96.V0T	1/2" Thermo Trim, No Volume Control, Complete 14.5 gpm @ 45 psi	GI \$351.00 GII \$425.00 GIII \$512.00 GIV Quote
	Note: Add \$87 for Luxembourg (65) crystal lever. Add \$87 for Venezia (25) marble lever.	
	Note: Separate shut-offs required to operate system.	
18.30.078	Rough Valve Only, No Volume Control	\$529.00

3200 Series



1.00__96.V1T	1/2" Thermo Trim, One Volume Control, (Single Outlet Top Only, Bottom Outlet on Request) 14.5 gpm @ 45 psi	GI	\$367.00
		GII	\$443.00
		GIII	\$535.00
		GIV	Quote
	Note: Add \$87 for Luxembourg (65) crystal lever. Add \$87 for Venezia (25) marble lever.		

18.30.076	Rough Valve Only	\$599.00
-----------	------------------	----------



1.00__96.V2T	1/2" Thermo Trim, Two Volume Controls, 14.5 gpm @ 45 psi	GI	\$402.00
		GII	\$482.00
		GIII	\$570.00
		GIV	Quote
	Note: Add \$87 for Luxembourg (65) crystal lever. Add \$87 for Venezia (25) marble lever.		

18.30.077	Rough Valve Only	\$649.00
-----------	------------------	----------

3/4" Thermostatic Sets



1.00__97T	3/4" Thermo Trim Designed for 2 or more exits. With 56 psi this valve delivers a maximum of 14.28 gpm at the top exit and 11.10 gpm at the bottom exit. Remote ball valves recommended for maintenance.	GI	\$344.00
		GII	\$413.00
		GIII	\$466.00
		GIV	Quote
	Note: Add \$87 for Luxembourg (65) crystal lever. Add \$87 for Venezia (25) marble lever.		

Note: Separate shut-offs required to operate system.

18.30.071	Rough Valve Only	\$1995.00
-----------	------------------	-----------



1.00__97DT	3/4" Thermo Trim Designed for 2 or more exits. With 56 psi this valve delivers a maximum of 14.28 gpm at the top exit and 11.10 gpm at the bottom exit. <u>Valve includes integral stops. Shipped with</u> <u>9" deluxe plate.</u>	GI	\$478.00
		GII	\$574.00
		GIII	\$650.00
		GIV	Quote

Note: Add \$87 for Luxembourg (65) crystal lever.

Add \$87 for Venezia (25) marble lever.

Note: Separate shut-offs required to operate system.

18.30.171	Rough Valve Only with Integral Stops	\$2295.00
-----------	--------------------------------------	-----------

Wall Valves



1.00_87T

Trim Only for Wall Valve

MUST ORDER VALVE SEPARATELY

Note: Add \$230 for each Luxembourg (65) crystal handle.
Add \$230 for each Venezia (25) marble handle.

GI \$206.00
GII \$264.00
GIII \$287.00
GIV Quote

18.30.020

1/2" Shut-Off Rough Valve Only

\$150.00

18.30.023

3/4" Shut-Off Rough Valve Only

\$195.00

18.30.255M

3 Port In-Wall Diverter Rough Valve Only
(One inlet, two outlets with positive shut-off.)

\$355.00

18.30.253

4 Port In-Wall Diverter Rough Valve Only
(One inlet, three outlets with positive shut-off.)

\$475.00

All showerheads and hand showers shipped with water saving 1.8 GPM.

Showerheads and Body Sprays



18.10.009

6 Plunger Deluxe Showerhead with 8" Arm & Std Flange

GI \$259.00
GII \$317.00
GIII \$356.00
GIV Quote



18.10.091

Multi-spray Showerhead with 8" Arm & Std Flange

GI \$248.00
GII \$321.00
GIII \$374.00
GIV Quote



18.10.063

Body Spray

GI \$172.00
GII \$225.00
GIII \$264.00
GIV Quote



18.10.250

Wallmount Handshower Kit

(Includes handshower wand, 60" spiral hose, waterway, swivel wall bracket & back flow preventer)

GI \$432.00
GII \$517.00
GIII \$650.00
GIV Quote

3200 Series



18.10.274

Slidebar with Handshower Kit

(Includes traditional slidebar, handshower wand, 60" spiral hose, waterway, swivel wall bracket & back flow preventer)

GI \$793.00
GII \$954.00
GIII \$1076.00
GIV Quote

Series 66 Accessories for Devon (45), Georgian (41), Jefferson Elite II (02)

Photos for all options are available at sigmafaucet.com.



Devon (45)

Georgian (41)

Jefferson Elite II (02)



1.66PH00

Paper Holder
with brackets


GI \$305.00
GII \$367.00
GIII \$459.00
GIV Quote



1.66SP00

Single Post Paper Holder
with bracket

GI \$202.00
GII \$264.00
GIII \$344.00
GIV Quote



1.66RH00

Robe Hook
with brackets


GI \$172.00
GII \$236.00
GIII \$310.00
GIV Quote



1.66TR00

Towel Ring
with brackets

GI \$179.00
GII \$236.00
GIII \$298.00
GIV Quote



1.66TB18

Towel Bar 18"
with brackets

GI \$275.00
GII \$333.00
GIII \$420.00
GIV Quote

1.66TB24

Towel Bar 24"
with brackets

GI \$294.00
GII \$356.00
GIII \$448.00
GIV Quote

1.66TB30

Towel Bar 30"
with brackets

GI \$305.00
GII \$397.00
GIII \$478.00
GIV Quote



1.66AS00

Accessory Shelf
with brackets

GI \$397.00
GII \$478.00
GIII \$528.00
GIV Quote

Series 97 Accessories for Luxembourg (65), Venezia (25)

Accessory Series Note: See following page
for part number assistance.



Luxembourg (65)



Venezia (25)

To order Venezia accessories, specify:
Honey Onyx = H



1.97PH00

Paper Holder
with brackets

GI \$540.00
GII \$620.00
GIII \$696.00
GIV Quote



1.97SP00

Single Post Paper Holder
with bracket

GI \$363.00
GII \$420.00
GIII \$505.00
GIV Quote



1.97RH00

Robe Hook
with brackets

GI \$275.00
GII \$386.00
GIII \$436.00
GIV Quote




1.97TR00


Towel Ring
with brackets

GI \$305.00
GII \$397.00
GIII \$448.00
GIV Quote

3200 Series



1.97TB18	Towel Bar 18" with brackets	GI \$563.00 GII \$650.00 GIII \$731.00 GIV Quote
1.97TB24	Towel Bar 24" with brackets	GI \$581.00 GII \$643.00 GIII \$724.00 GIV Quote
1.97TB30	Towel Bar 30" with brackets	GI \$609.00 GII \$701.00 GIII \$770.00 GIV Quote



1.97AS00	Accessory Shelf with brackets	GI \$487.00 GII \$535.00 GIII \$585.00 GIV Quote
----------	----------------------------------	---

To order handles or accessories in *Honey Onyx Marble*, specify: Honey Onyx = H

To order handles or accessories in *Crystal*, no additional specification needed after part number and finish.

For example:
3200 Venezia Widespread Lav set with Honey Onyx handle in Satin Nickel PVD would be: 1.322508.42H
97 Towel Ring with Honey Onyx trim in Satin Nickel PVD would be 1.97TR00.42H

3400/4400 Series

SIGMA



Altair Smooth (24S)



Carina (28)



Polaris II (49)



Ceres II (50)



Nova II (48)



Carina X (30)

3400/4400 Series

20 Point Handles

See photos of all products with series options at sigmafaucet.com.

SERIES OPTIONS



Smooth (24S)



Carina (28)



Polaris II (49)



Ceres II (50)



Nova II (48)



Carina X (30)

Lavatory Faucets

Each lavatory faucet below includes a soft-touch drain

1.345008

Widespread Lav Set with Ceres II Handle

11" Hi-Arc Spout with Two-piece Contemporary Escutcheon and Separate T-handle

Available with 8" overall height, use part number: 1.345008S

GI

\$834.00

GII

\$1000.00

GIII

\$1126.00

GIV

Quote

1.344808

Widespread Lav Set with Nova II Cross Handle

11" Hi-Arc Spout with Two-piece Contemporary Escutcheon and Separate Cross Handle

Available with 8" overall height, use part number: 1.344808S

GI

\$834.00

GII

\$1000.00

GIII

\$1126.00

GIV

Quote

1.344908

Widespread Lav Set with Polaris II Lever

11" Hi-Arc Spout with Two-piece Contemporary Escutcheon and Separate Lever

Available with 8" overall height, use part number: 1.344908S

GI

\$834.00

GII

\$1000.00

GIII

\$1126.00

GIV

Quote

1.442808

Widespread Lav Set with Carina Lever

6" Rectangular Spout with Solid Brass Cross Handle with Two-piece Contemporary Escutcheon

GI

\$834.00

GII

\$1000.00

GIII

\$1126.00

GIV

Quote

1.443008

Widespread Lav Set with Carina X Cross Handle

6" Rectangular Spout with Solid Brass Cross Handle with Two-piece Contemporary Escutcheon

GI

\$834.00

GII

\$1000.00

GIII

\$1126.00

GIV

Quote

175

Wall / Vessel Lav Set



1.34__07ST

Wall/Vessel Lav Set **Trim**

Includes soft touch drain, with over flow & 6-3/4" Spout

(Available with 9-3/4" Spout extension as 1.34__07)

GI	\$627.00
GII	\$754.00
GIII	\$850.00
GIV	Quote

78.30.024

Rough Valve Kit Only

\$445.00

Carina (28)

Polaris II (49)

Ceres II (50)

Nova II (48)

Carina X (30)



1.34__18

Single-hole Lav Set

Includes grid drain without over flow

7-1/2" overall height
3" aerator to deck

GI	\$834.00
GII	\$1000.00
GIII	\$1126.00
GIV	Quote

Only Available with _48, _4 & _50 handles



1.34__28

Single-hole Tall Lav Set

Includes grid drain without over flow

13-1/8" overall height
8-5/8" aerator to deck

GI	\$984.00
GII	\$1184.00
GIII	\$1333.00
GIV	Quote

Only Available with _48, _4 & _50 handles



1.34__035

Pillar Vessel Lav

Includes grid drain without over flow

8" center to center
14" overall height
8-1/8" aerator to deck

GI	\$1138.00
GII	\$1368.00
GIII	\$1540.00
GIV	Quote

3400/4400 Series

Roman Tub Options



1.34__77T	Roman Tub Set Trim (quick connect)	GI	\$788.00
		GII	\$949.00
		GIII	\$1069.00
		GIV	Quote
78.30.006	Rough Valve Kit (quick connect)		\$413.00



1.44__77T	Roman Tub Set Trim (quick connect)	GI	\$788.00
		GII	\$949.00
		GIII	\$1069.00
		GIV	Quote
78.30.006	Rough Valve Kit (quick connect)		\$413.00



1.34__93T	Roman Tub Set Trim with Deckmount Handshower and Diverter (quick connect)	GI	\$1264.00
		GII	\$1517.00
		GIII	\$1708.00
		GIV	Quote
78.30.136	Rough Valve Kit (quick connect)		\$719.00

3400/4400 Series



1.44__93T	Roman Tub Set Trim with Deckmount Hand-shower and Diverter (quick connect)	GI \$1264.00 GII \$1517.00 GIII \$1708.00 GIV Quote
78.30.136	Rough Valve Kit (quick connect)	\$719.00

Contemporary Floormount Tub Filler



1.3400530T	Single-hole Contemporary Floormount Tub Filler with Handshower Trim	GI \$2549.00 GII \$3074.00 GIII \$3338.00 GIV Quote
18.30.409	Rough Kit	\$359.00



1.4400530T	Single-hole Contemporary Floormount Tub Filler with Handshower Trim	GI \$2549.00 GII \$3074.00 GIII \$3338.00 GIV Quote
18.30.409	Rough Kit	\$359.00

3400/4400 Series



1.00__520T	Contemporary Floormount Tub Filler with Handshower Trim	GI \$2617.00 GII \$3157.00 GIII \$3426.00 GIV Quote
18.30.227	Rough Kit	\$455.00

Bidet



1.00__90	Bidet Set Complete	GI \$1133.00 GII \$1478.00 GIII \$1621.00 GIV Quote
----------	---------------------------	--

Shower Options



1.00__64T	Pressure Balanced Shower Set Trim	GI \$563.00 GII \$678.00 GIII \$765.00 GIV Quote
18.30.061	Rough Valve Only with Integral Stops	\$325.00



1.00__67T	Pressure Balanced Shower by Shower Set Trim	GI \$517.00 GII \$620.00 GIII \$701.00 GIV Quote
18.30.063	Rough Valve Only with Integral Stops	\$ 415.00

E-Mini Thermostatic Sets




1.0R__51T	Trim Only for E-Mini Thermostatic Set with Integrated Control - Round	GI \$317.00 GII \$379.00 GIII \$455.00 GIV Quote
	MUST ORDER VALVE SEPARATELY	
18.30.291	Rough Valve Only with Volume Control and Integral Stops	\$509.00
18.30.292	..	
18.30.292	Rough Valve Only with Two-Way Diverter and Integral Stops	\$509.00



1.0S__51T	Trim Only for E-Mini Thermostatic Set with Integrated Control - Rectangle	GI \$374.00 GII \$448.00 GIII \$505.00 GIV Quote
	MUST ORDER VALVE SEPARATELY	
18.30.291	Rough Valve Only with Volume Control and Integral Stops	\$509.00
18.30.292	..	
18.30.292	Rough Valve Only with Two-Way Diverter and Integral Stops	\$509.00

3400/4400 Series

1/2" Thermostatic Sets



1.07__96.V0T 1/2" Thermo Trim, No Volume Control,
7" Round Plate, 14.5 gpm @ 45 psi

Note: Separate Shut-Offs required to operate system

GI \$420.00
GII \$505.00
GIII \$609.00
GIV Quote


18.30.078 Rough Valve Only with Integral Stops \$529.00



1.07__96.V1T 1/2" Thermo Trim, One Volume Control,
7" Round Plate, 14.5 gpm @ 45 psi

GI \$459.00
GII \$551.00
GIII \$662.00
GIV Quote

18.30.076 Rough Valve Only with Integral Stops \$599.00




1.07__96.V2T 1/2" Thermo Trim, Two Volume Controls,
7" Round Plate, 14.5 gpm @ 45 psi

GI \$501.00
GII \$604.00
GIII \$724.00
GIV Quote

18.30.077 Rough Valve Only with Integral Stops \$649.00

3/4" Thermostatic Sets



1.07__97T 3/4" Thermo Trim
Designed for 2 or more exits. With 56 psi this valve delivers
a maximum of 14.28 gpm at the top exit and 11.10 gpm at the
bottom exit. Remote ball valves recommended for maintenance.
7" Round Plate.

Note: Separate Shut-Offs required to operate system

GI \$409.00
GII \$494.00
GIII \$558.00
GIV Quote

18.30.071 Rough Valve Only \$1995.00

3400/4400 Series



1.08__97DT

3/4" Valve with Trim, **Trim**

Designed for 2 or more exits. With 56 psi this valve delivers a maximum of 14.28 gpm at the top exit and 11.10 gpm at the bottom exit. Valve includes integral stops. 9" Round Contemporary Plate.

Note: Separate Shut-Offs required to operate system


GI \$478.00
GII \$574.00
GIII \$650.00
GIV Quote

18.30.171

Rough Valve Only with Integral Stops

\$2295.00

Wall Valves



1.00__87T

Trim Only for Wall Valve

MUST ORDER VALVE SEPARATELY

GI \$202.00
GII \$252.00
GIII \$287.00
GIV Quote

78.30.020

1/2" Shut-Off Rough Valve Only

\$150.00

78.30.023

3/4" Shut-Off Rough Valve Only

\$195.00

78.30.255M

3 Port In-Wall Diverter Rough Valve Only
(One inlet, two outlets with positive shut-off.)

\$355.00

78.30.253

4 Port In-Wall Diverter Rough Valve Only
(One inlet, three outlets with positive shut-off.)

\$475.00

Showerheads and Body Sprays

All showerheads and hand showers shipped with water saving 1.8 GPM.



18.10.009

6 Plunger Deluxe Showerhead with 8" Arm & Std Flange

GI \$259.00
GII \$317.00
GIII \$356.00
GIV Quote



18.10.091

Multi-spray Showerhead with 8" Arm & Std Flange

GI \$248.00
GII \$321.00
GIII \$374.00
GIV Quote




18.10.123

2" Round Body Spray with Round
Flange, Easy Clean Jets, Adjustable,
1/2" NPT

GI \$218.00
GII \$287.00
GIII \$333.00
GIV Quote

3400/4400 Series



18.10.360

Slidebar with Handshower Kit
(Includes contemporary slidebar, contemporary handshower wand, 60" spiral hose, waterway, & back flow preventer)

GI	\$834.00
GII	\$1069.00
GIII	\$1306.00
GIV	Quote



18.10.136

Contemporary Wallmount Handshower Kit
(Includes contemporary handshower wand, 60" spiral hose, waterway, wall bracket & back flow preventer)

GI	\$689.00
GII	\$885.00
GIII	\$1064.00
GIV	Quote

Series 92 Accessories



1.92PH00

Paper Holder
with bracket

GI	\$225.00
GII	\$271.00
GIII	\$305.00
GIV	Quote



1.92RH00

Robe Hook
with bracket

GI	\$190.00
GII	\$229.00
GIII	\$275.00
GIV	Quote



1.92TR00

Towel Rod
with bracket

GI	\$190.00
GII	\$248.00
GIII	\$340.00
GIV	Quote



1.92TB18

Towel Bar 18" with brackets

1.92TB24

Towel Bar 24" with brackets

Both:

GI	\$202.00
GII	\$241.00
GIII	\$305.00
GIV	Quote

SIGMA.

PRECISION CRAFTED FAUCETRY



KITCHEN AND BAR FAUCETS

Kitchen and Bar Faucets

Single-hole Kitchen



1.3800023	Contemporary Kitchen Pull-out	GI	\$965.00
	Dual Function Sprayer & Swivel Spout	GII	\$1093.00
	Available in Chrome (26), Matte Black (18), Sable Bronze (80), & Satin Nickel (69)	GIII	N/A
		GIV	N/A
		Optional Temperature Sensor Light: Available at Time of Purchase	



1.2500022	2500 Single Lever Kitchen with Sidespray Swivel Spout, 9" spout center to center	GI	\$1230.00
		GII	\$1539.00
		GIII	\$1757.00
		GIV	Quote

Pillar Kitchen



1.35__030	Pillar Kitchen Swivel Spout, 10-1/4" spout center to center, 8-1/2" height (Custom Option: High-arc extended swivel spout, 11" center to center, 14" overall height) (Add \$75 each for Luxembourg or Venezia handles)	GI	\$1145.00
		GII	\$1432.00
		GIII	\$1651.00
		GIV	Quote

Kitchen and Bar Faucets



1.35__032

Pillar Style Kitchen Faucet with Handspray

Swivel Spout, 10-1/4" spout center to center, 8-1/2" height

(Custom Option: High-arc extended 9" or 11" swivel spout)

GI \$1490.00
GII \$1639.00
GIII \$1885.00
GIV Quote

Wallmount Kitchen



1.35__033

Pillar Wallmount Kitchen


10-1/4" spout center to center on wall,
8" height, 12-3/4" projection from wall

(Custom Option: High-arc extended swivel spout,
11" center to center, 14" overall height)

(Add \$75 each for Luxembourg or Venezia handles)

GI \$1145.00
GII \$1375.00
GIII \$1582.00
GIV Quote

Pot Filler



1.00__039

Wallmounted Pot Filler

Cold Water Only

19" Folding Spout with dual 1/4 turn ceramic
valves 1/2" NPT connection

Note: Not all handles compatible

GI \$1053.00
GII \$1264.00
GIII \$1455.00
GIV Quote

Bar Faucets



1.02__10

Single-hole Y-body Bar Faucet

Swivel Spout, 6-1/2" center to center, 11-3/4" overall height

Note: Not all handles compatible

GI \$643.00
GII \$777.00
GIII \$896.00
GIV Quote



1.05__10

350 Y-body Bar Faucet

Swivel Spout, 7-3/4" center to center, 10-1/4" overall height

Note: Not all handles compatible

GI \$804.00
GII \$965.00
GIII \$1110.00
GIV Quote



1.06__10

350 Y-body Bar Faucet with Extended Spout,

Swivel Spout, 10-1/4" center to center, 10-1/4" height

Note: Not all handles compatible

GI \$823.00
GII \$988.00
GIII \$1138.00
GIV Quote



1.04__10

Contemporary Single-hole Y-Body Bar Faucet

Swivel Spout, 6-1/2" center to center, 11-3/4" height

Note: Not all handles compatible - choose from 3400/4400 Series:
Carina (28), Carina-X (30), Ceres II (50) Nova II (48), Polaris II (49)

GI \$701.00
GII \$846.00
GIII \$977.00
GIV Quote

Kitchen and Bar Faucets



1.02__00


Widespread Bar Faucet
Swivel Spout, 6-1/2" center to center

(Also available: High-arc extended swivel spout,
11" center to center, 14" overall height)

(Add \$200 each for Luxembourg or Venezia handles)

GI \$735.00
GII \$885.00
GIII \$1018.00
GIV Quote


Kitchen & Bar Accessories



18.06.001

Cover Plate 6"
Width 2-1/2", center hole 1-3/8"

GI \$75.00
GII \$91.00
GIII \$110.00
GIV Quote



18.06.002

Cover Plate 10"
Width 2-3/8", center hole 1-3/8"

GI \$110.00
GII \$133.00
GIII \$156.00
GIV Quote

Kitchen and Bar Faucets



18.37.001

Air Gap UPC
Cap and ring cover entire exposed top of air gap

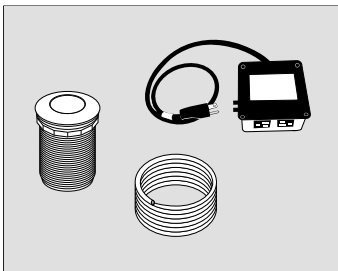
GI	\$34.00
GII	\$41.00
GIII	\$52.00
GIV	Quote



18.37.017

Air Activated Switch Button **Only**
for Disposal

GI	\$91.00
GII	\$110.00
GIII	\$126.00
GIV	Quote



18.37.018

Air Activated Switch Button for Disposal
with Controller **Complete**
Includes 6' of Air Tubing

GI	\$259.00
GII	\$310.00
GIII	\$356.00
GIV	Quote



18.37.007

Soap / Lotion Dispenser with plunger,
ange, and bottle
Solid brass plunger and flange

GI	\$156.00
GII	\$190.00
GIII	\$218.00
GIV	Quote

Bar Strainers



APS.11.260

Midget duo strainer basket, 1-1/2" NPT, fits 2" sink openings.
Complete with nuts and washers.
Basket depth 1-1/4"
Solid Brass

GI	\$64.00
GII	\$80.00
GIII	\$91.00
GIV	Quote



APS.11.261

Junior strainer basket 1-1/2" NPT, fits 2" sink openings.
Complete with nuts and washers.
Solid Brass

GI	\$68.00
GII	\$87.00
GIII	\$103.00
GIV	Quote

Kitchen and Bar Faucets

Kitchen Basket Strainers



APS.11.251	Wing nut twist lock kitchen strainer. Complete with nuts and washers Fits 3-1/2" to 4" opening with 4-3/8" lange diameter Solid Brass	GI \$103.00 GII \$126.00 GIII \$149.00 GIV Quote
------------	--	---



APS.11.252	Button drop post kitchen strainer. Complete with nuts and washers. Fits 3-1/2" to 4" opening with 4-3/8" lange diameter Solid Brass	GI \$87.00 GII \$103.00 GIII \$121.00 GIV Quote
------------	--	--

Waste Disposer Trim & Stoppers



APS.11.361	Standard waste disposer trim with disposer stopper/ strainer unit ISE type units with 3-3/8" I.D. (Installation required)	GI \$114.00 GII \$137.00 GIII \$160.00 GIV Quote
------------	--	---



APS.11.362	Waste disposer trim with disposer stopper/strainer unit with large collar. (This is for fireclay sink applications) For ISE type units.	GI \$179.00 GII \$218.00 GIII \$252.00 GIV Quote
------------	--	---



APS.11.363	Waste disposer trim with disposer stopper/strainer unit with large collar (This is for fireclay sink applications) For three-mount bolt Waste King Unit	GI \$179.00 GII \$218.00 GIII \$252.00 GIV Quote
------------	--	---

Garbage Disposal Flanges & Stoppers



APS.11.254	Garbage disposal flange. Fits Emerson, Grainger, InSinkErator, Kenmore and KitchenAid Solid Brass	GI \$52.00 GII \$64.00 GIII \$75.00 GIV Quote
------------	--	--



APS.11.255	Garbage disposal stopper for garbage disposal flange (fits APS.11.254) Solid Brass	GI \$41.00 GII \$52.00 GIII \$64.00 GIV Quote
------------	---	--



APS.11.280	Flange and Stopper Set (Includes flange and stopper)	GI \$87.00 GII \$103.00 GIII \$121.00 GIV Quote
------------	---	--

SIGMA.

PRECISION CRAFTED FAUCETRY

FLOOR MOUNT TUB FILLERS

Contemporary Floormount Single-hole Tub Filler with Handshower **Trim**



1.1100530T

GI \$2549.00
GII \$3074.00
GIII \$3338.00
GIV Quote



1.1600530T


GI \$2549.00
GII \$3074.00
GIII \$3338.00
GIV Quote



18.30.409


\$359.00

Contemporary Floormount Single-hole Tub Filler with Handshower **Trim**



1.1700530T

GI	\$2549.00
GII	\$3074.00
GIII	\$3338.00
GIV	Quote



1.3400530T

GI	\$2549.00
GII	\$3074.00
GIII	\$3338.00
GIV	Quote



18.30.409

\$359.00

Contemporary Floor Mounts

Single-hole Contemporary Floormount Tub Fillers with Handshower **Trim**



1.4400530T


GI	\$2549.00
GII	\$3074.00
GIII	\$3338.00
GIV	Quote

Rough Kit



18.30.409

\$359.00



1.2300530T

GI	\$3645.00
GII	\$4415.00
GIII	\$4967.00
GIV	Quote

Rough Kit

18.30.407

\$454.00

Contemporary Tub Fillers

Contemporary Floormount Tub Filler with Handshower **Trim**

Contemporary Deckmount tub filler with handshower **Complete**



1.00_510

GI	\$1892.00
GII	\$2283.00
GIII	\$2479.00
GIV	Quote

1.00_520T

GI	\$2617.00
GII	\$3157.00
GIII	\$3426.00
GIV	Quote

18.30.227
Rough Kit
\$455.00

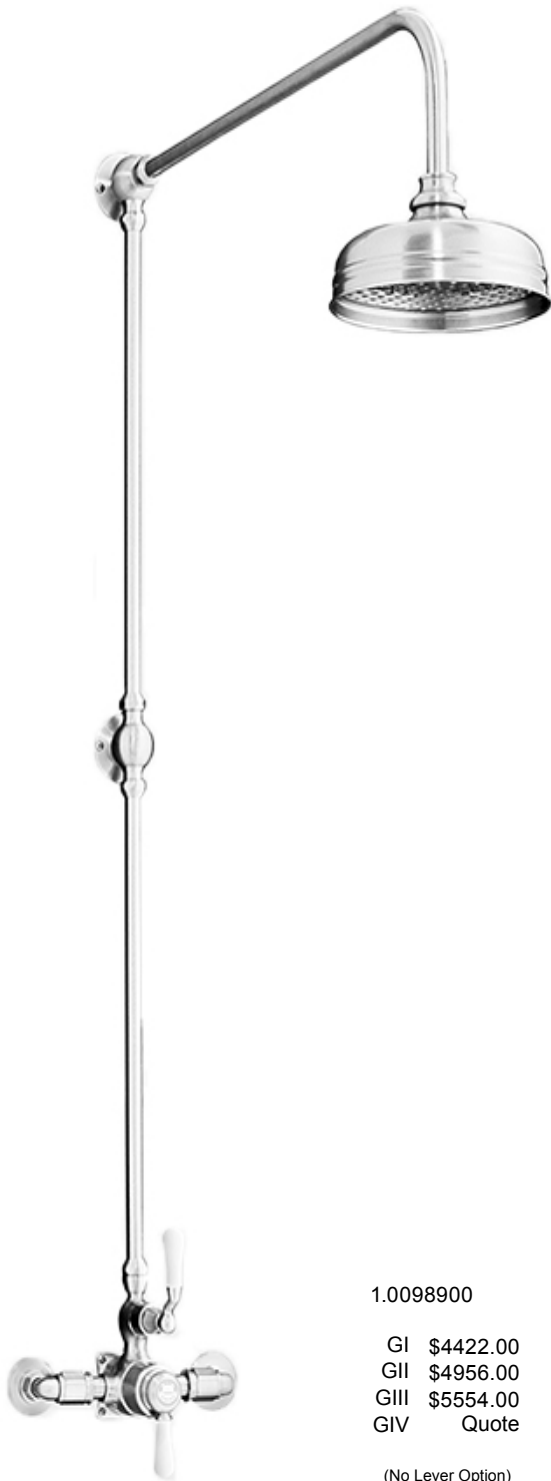


Butler Mill and Brassworks



1/2" Exposed Thermostatic Shower Systems Butler Mill and Brassworks

1/2" Exposed Lever by Lever Thermostatic Shower Set



1.0098900

GI \$4422.00
GII \$4956.00
GIII \$5554.00
GIV Quote

(No Lever Option)

1/2" Exposed Thermostatic Shower Set with Built-in Diverter and Standard Handshower



HANDLE CHOICES



Small Offset
Lever (96)



Cross Handle (98)



Hex Cross
Handle (75)

1.00__910

GI \$5457.00
GII \$6113.00
GIII \$6849.00
GIV Quote

DO NOT rough without copper rough-in guide. Guide will be sent ahead.

Butler Mill and Brassworks




1.18__500

Wallmount Telephone Handshower
(Extensions Available)

GI \$1230.00
GII \$1402.00
GIII \$1529.00
GIV Quote

Note: Ceramic handshower wand available on request

Specifications available at sigmafaucet.com



1.18__511

Deckmount Telephone Handshower
with Extended 8" Legs
(For mounting over tub rim)

GI \$1490.00
GII \$1678.00
GIII \$1835.00
GIV Quote

(Add \$87.00 each for Luxembourg or Venezia lever.)

Note: Ceramic handshower wand available on request

Specifications available at sigmafaucet.com

Floormount Telephone Handshower



1.18__520

GI \$1835.00
GII \$1996.00
GIII \$2180.00
GIV Quote

(Add \$87.00 each for
Luxembourg or Venezia lever.)

Note: Ceramic handshower
wand available on request

Specifications available at sigmafaucet.com



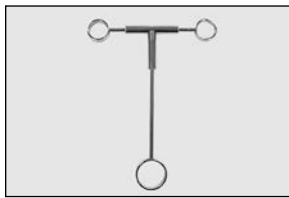
1.18__521

GI \$2295.00
GII \$2617.00
GIII \$2909.00
GIV Quote

(Add \$87.00 each for
Luxembourg or Venezia lever.)

Note: Ceramic handshower
wand available on request

Telephone Handshower Accessories



18.11.250

Stabilizer Tee

GI \$183.00
GII \$236.00
GIII \$294.00
GIV Quote



78.11.409

3/4" Double 27" Articulating Stabilizer Arm
(1) per each leg

GI \$225.00
GII \$317.00
GIII \$390.00
GIV Quote



18.10.151

Wall Stabilizer for Floormount Telephone
(1) per each leg
3/4" diameter ID - 17-1/4" length

GI \$202.00
GII \$259.00
GIII \$328.00
GIV Quote

Butler Mill and Brassworks



18.10.253

3/4" Extension Nipples 2" Long (Pair) Only
for Wallmount Telephone Handshower
3/4" NPT x 3/4" NPS


GI \$87.00
GII \$114.00
GIII \$144.00
GIV Quote



18.10.254

3/4" Extension Nipples 4" Long (Pair) Only
for Wallmount Telephone Handshower
3/4" NPT x 3/4" NPS

GI \$98.00
GII \$126.00
GIII \$156.00
GIV Quote



1.18__246

Risers & Shut-off Kit
for Floor Mounting (32" tall)

(Includes (2) 3/4" Risers 26" tall, (2) Shut-offs,
(2) 4" Nipples, (2) Floor Flanges)

(Add \$87.00 each for Luxembourg or Venezia lever.)

GI \$1110.00
GII \$1425.00
GIII \$1743.00
GIV Quote



1.18__256

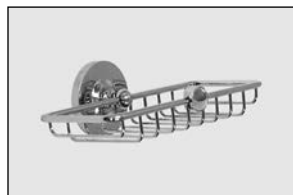
(2) Shut-offs for Risers

1/4 Turn Ceramic Disc Cartridge
with Swivel Connection Nuts

(Add \$87.00 each for Luxembourg or Venezia lever.)

GI \$489.00
GII \$627.00
GIII \$765.00
GIV Quote

Butler Mill Baskets

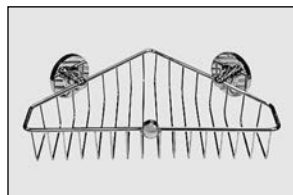


18.18.233

Deluxe Straight Basket 9"

GI \$160.00
GII \$213.00
GIII \$333.00
GIV Quote

Note: Ceramic buttons available upon request



18.18.232

Deluxe Corner Basket

GI \$248.00
GII \$310.00
GIII \$397.00
GIV Quote

Note: Ceramic buttons available upon request

SIGMA[®]

PRECISION CRAFTED FAUCETRY



SHOWERHEADS AND HANDSHOWERS

Showerheads and Personal Handshowers

Showerheads

All showerheads and hand showers shipped with water saving 1.8 GPM.



18.10.024

6 Plunger Deluxe
Showerhead Only
*Water saving 2.0 GPM version
available as WS.10.024*

GI \$218.00
GII \$282.00
GIII \$344.00
GIV Quote



18.10.060

8 Plunger Ultra
Showerhead Only
*Water saving 2.0 GPM version
available as WS.10.060*

GI \$333.00
GII \$425.00
GIII \$471.00
GIV Quote



18.10.051

3-Way Multi-spray - Showerhead Only
*Water saving 2.0 GPM version
available as WS.10.051*

GI \$172.00
GII \$218.00
GIII \$241.00
GIV Quote



18.10.050

5" Traditional Rainhead Only
*Water saving 2.0 GPM version
available as WS.10.050*

GI \$271.00
GII \$344.00
GIII \$379.00
GIV Quote



18.10.052

8" Skirted Rainhead Only
*Water saving 2.0 GPM version
available as WS.10.052*

GI \$455.00
GII \$586.00
GIII \$643.00
GIV Quote



18.10.054

12" Skirted Rainhead Only
3/4" inlet
*Water saving 2.0 GPM version
available as WS.10.054*

GI \$793.00
GII \$1018.00
GIII \$1122.00
GIV Quote

Showerheads and Personal Handshowers



18.10.037

6" x 7" Rectangular Showerhead with swivel
Easy Clean Jets, 1/2" NPT
*Water saving 2.0 GPM version
available as WS.10.037*


GI \$402.00
GII \$482.00
GIII \$547.00
GIV Quote



18.10.042

7" Round Showerhead with swivel
Easy Clean Jets, 1/2" NPT
*Water saving 2.0 GPM version
available as WS.10.042*

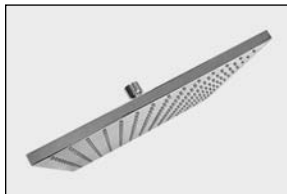
GI \$436.00
GII \$524.00
GIII \$593.00
GIV Quote



18.10.047

12" Round Showerhead with swivel
Easy Clean Jets, 1/2" NPT
*Water saving 2.0 GPM version
available as WS.10.047*

GI \$1471.00
GII \$1966.00
GIII \$2272.00
GIV Quote



18.10.088

12" Square Showerhead with swivel
Easy Clean Jets, 1/2" NPT
*Water saving 2.0 GPM version
available as WS.10.088*

GI \$1621.00
GII \$1892.00
GIII \$2368.00
GIV Quote



18.10.131

7" Round Showerhead with 19" x 4" Shower
Arm & Square Flange
Easy Clean Jets

GI \$570.00
GII \$685.00
GIII \$770.00
GIV Quote

Body Sprays



18.10.063

Body Spray
*Water saving 2.0 GPM version
available as WS.10.063*

GI \$172.00
GII \$225.00
GIII \$264.00
GIV Quote



18.10.124

Round Body Spray with Square Flange,
Easy Clean Jets, Adjustable, 1/2" NPT
*Water saving 2.0 GPM version
available as WS.10.124*

GI \$218.00
GII \$264.00
GIII \$298.00
GIV Quote



18.10.129

Square Body Spray with Square Flange,
Easy Clean Jets, Adjustable, 1/2" NPT
*Water saving 2.0 GPM version
available as WS.10.129*

GI \$218.00
GII \$264.00
GIII \$298.00
GIV Quote

Showerheads and Personal Handshowers



18.10.123

2" Round Body Spray with Round Flange, Easy Clean Jets, Adjustable, 1/2" NPT

Water saving 2.0 GPM version available as WS.10.123

GI \$218.00
GII \$287.00
GIII \$333.00
GIV Quote



18.10.138

2" Square Body Spray with Round Flange, Easy Clean Jets, Adjustable, 1/2" NPT

Water saving 2.0 GPM version available as WS.10.138

GI \$218.00
GII \$282.00
GIII \$344.00
GIV Quote

Shower Arms & Flanges



18.10.043

8" Extended Shower Arm, 1/2" NPT Solid Brass


GI \$41.00
GII \$52.00
GIII \$64.00
GIV Quote



18.10.141

L-Shaped Shower Arm, 12" x 4", 1/2" NPT Solid Brass


GI \$87.00
GII \$114.00
GIII \$144.00
GIV Quote



18.10.142

L-Shaped Shower Arm, 19" x 4", 1/2" NPT Solid Brass


GI \$121.00
GII \$156.00
GIII \$190.00
GIV Quote



18.10.103

Extended Shower Arm, 26" x 6", 1/2" NPT Solid Brass
(Not for use with Butler Mill exposed systems)

GI \$229.00
GII \$294.00
GIII \$363.00
GIV Quote



18.10.106

Extended Shower Arm, 26" x 6", 3/4" NPT Solid Brass
(Not for use with Butler Mill exposed systems)

GI \$271.00
GII \$351.00
GIII \$432.00
GIV Quote











APS.10.147

"S" Shower Arm
Raises showerhead approximately 10" from inlet, 1/2" NPT Solid Brass


GI \$190.00
GII \$248.00
GIII \$305.00
GIV Quote

Showerheads and Personal Handshowers

	18.10.154	4" Straight Shower Neck, Ceiling Mount, 1/2" NPT Solid Brass	GI	\$41.00
			GII	\$64.00
			GIII	\$80.00
			GIV	Quote
	18.10.156	4" Straight Shower Neck, Ceiling Mount, 3/4" NPT, Solid Brass	GI	\$52.00
			GII	\$80.00
			GIII	\$98.00
		Note: One end of neck is tapered thread and one end is straight.	GIV	Quote
	18.10.140	8" Straight Shower Neck, Ceiling Mount, 1/2" NPT Solid Brass	GI	\$52.00
			GII	\$80.00
			GIII	\$98.00
			GIV	Quote
	18.10.143	8" Straight Shower Neck, Ceiling Mount, 3/4" NPT, Solid Brass	GI	\$64.00
			GII	\$91.00
			GIII	\$114.00
		Note: One end of neck is tapered thread and one end is straight.	GIV	Quote
	18.10.146	18" Straight Shower Neck, Ceiling Mount, 1/2" NPT Solid Brass	GI	\$160.00
			GII	\$202.00
			GIII	\$248.00
			GIV	Quote
	18.10.144	18" Straight Shower Neck, Ceiling Mount, 3/4" NPT, Solid Brass	GI	\$172.00
			GII	\$218.00
			GIII	\$264.00
		Note: One end of neck is tapered thread and one end is straight.	GIV	Quote
	18.10.150	Ceiling Bracket or Wall Stabilizer 1/2" diameter ID 17-1/4" length	GI	\$202.00
		Both Sizes:	GII	\$259.00
			GIII	\$328.00
			GIV	Quote
	18.10.151	Ceiling Bracket or Wall Stabilizer 3/4" diameter ID 17-1/4" length		
	18.10.003	1/2" Stamped Shower Flange	GI	\$18.00
			GII	\$34.00
			GIII	\$5700
			GIV	Quote
	18.10.102	Deluxe Shower Flange, 1/2" NPT	GI	\$45.00
			GII	\$68.00
			GIII	\$121.00
			GIV	Quote
	18.10.100	Deluxe Shower Flange, 3/4" NPT	GI	\$52.00
			GII	\$68.00
			GIII	\$87.00
			GIV	Quote
	18.10.049	Shower Flange, 1/2" NPT Solid Brass	GI	\$80.00
			GII	\$103.00
			GIII	\$126.00
			GIV	Quote

Handshower Kits and Slide Bars

Handshower Kits



18.10.252

Deck Handshower Kit

(Includes handshower wand, base, 60" spiral hose, connecting hose)

Water saving 2.0 GPM version available as WS.10.252

GI \$402.00
GII \$517.00
GIII \$632.00
GIV Quote



18.10.250

Wallmount Handshower Kit

(Includes handshower wand, 60" spiral hose, waterway, swivel wall bracket & back flow preventer)

Water saving 2.0 GPM version available as WS.10.250

GI \$432.00
GII \$517.00
GIII \$650.00
GIV Quote



18.10.135

Square Contemporary Wallmount Handshower Kit

(Includes handshower wand, 60" spiral hose, waterway, wall bracket & back flow preventer)

Water saving 2.0 GPM version available as WS.10.135

GI \$689.00
GII \$885.00
GIII \$1064.00
GIV Quote



18.10.136

Contemporary Wallmount Handshower Kit

(Includes contemporary handshower wand, 60" spiral hose, waterway, wall bracket & back flow preventer)

Water saving 2.0 GPM version available as WS.10.136

GI \$689.00
GII \$885.00
GIII \$1064.00
GIV Quote

Slide Bars



18.10.022

Contemporary Slidebar

GI \$328.00
GII \$420.00
GIII \$517.00
GIV Quote




18.10.021

Traditional Slidebar

GI \$443.00
GII \$570.00
GIII \$696.00
GIV Quote

Handshower Kits and Slide Bars



18.10.139

Square Contemporary Slidebar

GI \$742.00
GII \$954.00
GIII \$1168.00
GIV Quote

Slide Bar Kits



18.10.272

Slidebar with Handshower Kit

(Includes contemporary slidebar, handshower wand, 60" spiral hose, waterway, swivel wall bracket & back flow preventer)

Water saving 2.0 GPM version available as WS.10.272

GI \$724.00
GII \$931.00
GIII \$1138.00
GIV Quote



18.10.274

Slidebar with Handshower Kit

(Includes traditional slidebar, handshower wand, 60" spiral hose, waterway, swivel wall bracket & back flow preventer)

Water saving 2.0 GPM version available as WS.10.274

GI \$793.00
GII \$954.00
GIII \$1076.00
GIV Quote



18.10.360

Slidebar with Handshower Kit

(Includes contemporary slidebar, contemporary handshower wand, 60" spiral hose, waterway, & back flow preventer)

Water saving 2.0 GPM version available as WS.10.360

GI \$834.00
GII \$1069.00
GIII \$1306.00
GIV Quote



18.10.132

Square Contemporary Slidebar and Handshower Kit

(Includes square contemporary slidebar, contemporary handshower wand, 60" spiral hose, waterway, & back flow preventer)

Water saving 2.0 GPM version available as WS.10.132

GI \$1179.00
GII \$1513.00
GIII \$1846.00
GIV Quote

Handshower Accessories



18.10.011

Swivel Wall Bracket

GI \$68.00
GII \$98.00
GIII \$156.00
GIV Quote

Handshower Kits and Slide Bars



18.10.133

Wall Bracket Only

GI \$229.00
GII \$298.00
GIII \$328.00
GIV Quote



18.10.137

Union with Waterway & Square Flange 1/2" NPT

GI \$172.00
GII \$206.00
GIII \$248.00
GIV Quote



18.10.012

Union With Waterway

GI \$87.00
GII \$114.00
GIII \$167.00
GIV Quote



18.10.013

Swivel Wall Bracket with Waterway

GI \$87.00
GII \$114.00
GIII \$167.00
GIV Quote



18.10.014

Flow Control

GI \$34.00
GII \$68.00
GIII \$103.00
GIV Quote



18.15.056

Dual Check Valve
for back flow prevention

GI \$45.00
GII \$75.00
GIII \$91.00
GIV Quote



18.10.016

Spiral Hose, 60"

GI \$114.00
GII \$149.00
GIII \$183.00
GIV Quote



18.10.007

Deck Handshower Base Includes Elbow
Solid Brass

GI \$121.00
GII \$156.00
GIII \$190.00
GIV Quote

Handshower Kits and Slide Bars

Swivel Connectors



APS.10.082

Deluxe Swivel Connection for Shower Head
1/2" NPT
Extra Deep Connector to cover threads.
Can be used with Butler Mill and Reserve Collection.
Solid Brass

GI	\$87.00
GII	\$114.00
GIII	\$144.00
GIV	Quote



APS.10.006

Push Pull diverter for Exposed Shower Neck 1/2"
NPT
Swivels and diverts water

GI	\$98.00
GII	\$110.00
GIII	\$127.00
GIV	Quote

Handshower Wands



18.10.023

Standard Handshower Wand Only
*Water saving 2.0 GPM version
available as WS.10.023*

GI	\$160.00
GII	\$206.00
GIII	\$252.00
GIV	Quote



18.10.040

Smooth Telephone Handshower Wand Only
*Water saving 2.0 GPM version
available as WS.10.040*

GI	\$144.00
GII	\$183.00
GIII	\$225.00
GIV	Quote



18.10.205

Ceramic Handshower Wand Only
*Water saving 2.0 GPM version
available as WS.10.205
(Metal insert available on request.)*

GI	\$160.00
GII	\$206.00
GIII	\$294.00
GIV	Quote



18.10.010

Contemporary Handshower Wand Only
*Water saving 2.0 GPM version
available as WS.10.010*

GI	\$213.00
GII	\$275.00
GIII	\$340.00
GIV	Quote

SIGMA[®]

PRECISION CRAFTED FAUCETRY



WALL TUB SPOUTS

Wall Tub Spouts

4" Centersets



1.00__04

Standard 4" Centerset

Note: Not all handles fit this application.
(Shown with New Hampton levers)

GI	\$402.00
GII	\$517.00
GIII	\$632.00
GIV	Quote

Single-Hole Lav



1.005518

Single-hole Lav Faucet

Note: Not all handles fit this application.

GI	\$570.00
GII	\$696.00
GIII	\$811.00
GIV	Quote

Goliath Roman Spouts



18.15.014

Sheet Waterfall Roman Spout **Only**

GI	\$857.00
GII	\$1099.00
GIII	\$1345.00
GIV	Quote

Wall Tub Spouts

110 Series



18.17.032	110 Wall Tub Spout 1/2" NPT, 7-1/2" overall length, 6-1/2" center to center	GI \$264.00 GII \$340.00 GIII \$413.00 GIV Quote
-----------	---	---

200 Series / 620



18.17.001	200 / 620 Wall Tub Spout 1/2" NPT, 7-3/4" overall length, 7-1/8" center to center	GI \$241.00 GII \$275.00 GIII \$310.00 GIV Quote
18.05.001	Smooth spout ring for above	GI \$34.00 GII \$41.00 GIII \$45.00 GIV Quote
18.05.002	Lined spout ring for above	GI \$29.00 GII \$52.00 GIII \$64.00 GIV Quote

300 Series / 720



18.17.009	300 / 720 Wall Tub Spout 1/2" NPT, 7-1/4" overall length, 6-5/8" center to center	GI \$259.00 GII \$351.00 GIII \$432.00 GIV Quote
18.17.010	300 / 720 Wall Tub Spout Long 1/2" NPT, 9-1/2" overall length, 8-1/2" center to center	GI \$259.00 GII \$379.00 GIII \$466.00 GIV Quote

350 Series



18.17.013	350 Wall Tub Spout 1/2" NPT, 7-1/2" overall length, 6-7/8" center to center	GI \$241.00 GII \$294.00 GIII \$333.00 GIV Quote
18.17.017	350 Wall Tub Spout Long 1/2" NPT, 10-1/2" overall length, 9-7/8" center to center	GI \$264.00 GII \$294.00 GIII \$333.00 GIV Quote

400 Series / 800 / 830 / 1500



18.17.002	400 / 800 / 830 / 1500 Wall Tub Spout 1/2" NPT, 6-3/8" overall length, 5-5/8" center to center	GI \$259.00 GII \$271.00 GIII \$294.00 GIV Quote
18.17.003	400 / 800 / 830 / 1500 Wall Tub Spout Long 1/2" NPT, 8-1/2" overall length, 7-3/4" center to center	GI \$264.00 GII \$328.00 GIII \$374.00 GIV Quote
18.05.007	Lined spout ring for above Long spout	GI \$41.00 GII \$52.00 GIII \$57.00 GIV Quote
18.05.014	Roped spout ring for above Long spout	GI \$41.00 GII \$52.00 GIII \$57.00 GIV Quote

Specifications available at sigmafaucet.com

Wall Tub Spouts

510 Series



18.17.029

510 Wall Tub Spout
1/2" NPT, 7 3/4" overall,
7 1/2" wall to center of outlet

GI	\$251.00
GII	\$328.00
GIII	\$402.00
GIV	Quote

1600 Series



18.17.073

1600 Wall Tub Spout,
1/2" NPT, 9-3/4" overall length
• Quick Connect
• Double-threaded for 1/2" or 3/4" NPT

GI	\$689.00
GII	\$885.00
GIII	\$1080.00
GIV	Quote

1700 Series



18.17.074

1700 Wall Tub Spout
1/2" NPT, 8-1/8" overall length,
7-3/4" center to center

GI	\$310.00
GII	\$397.00
GIII	\$489.00
GIV	Quote

18.05.038

Spout ring for above

GI	\$41.00
GII	\$52.00
GIII	\$64.00
GIV	Quote

1800 Series



18.17.015

1800 Wall Tub Spout
1/2" NPT, 5-3/4" overall length,
5-1/8" center to center

GI	\$282.00
GII	\$344.00
GIII	\$390.00
GIV	Quote

18.17.016

1800 Wall Tub Spout Roman
1/2" NPT, 8-1/4" overall length,
7-3/4" center to center

GI	\$351.00
GII	\$436.00
GIII	\$535.00
GIV	Quote

1900 Series



18.17.028

1900 Wall Tub Spout
1/2" NPT, 6" overall length,
5-3/8" center to center

GI	\$294.00
GII	\$367.00
GIII	\$402.00
GIV	Quote

Specifications available at sigmafaucet.com

Wall Tub Spouts

2300 Series



18.17.075

2300 Wall Tub Spout
1/2" NPT, 7-1/8" overall length,
6-1/2" center to center

GI	\$340.00
GII	\$436.00
GIII	\$535.00
GIV	Quote

2500/2800 Series



18.17.031

2500 Wall Tub Spout
1/2" NPT, 9-7/8" overall length,
8-7/8" center to center

GI	\$241.00
GII	\$310.00
GIII	\$379.00
GIV	Quote

2700 Series



18.17.030

2700 Wall Tub Spout
1/2" NPT, 10-1/8" overall length,
9-3/8" center to center

GI	\$241.00
GII	\$310.00
GIII	\$379.00
GIV	Quote

3200 Series



18.17.027

3200 Wall Tub Spout
1/2" NPT, 6" overall length,
5-1/4" center to center

GI	\$340.00
GII	\$409.00
GIII	\$459.00
GIV	Quote

18.05.041

Spout ring for above

GI	\$57.00
GII	\$75.00
GIII	\$91.00
GIV	Quote

3400/4400 Series



18.17.018

3400/4400 Wall Tub Spout
1/2" NPT, 7 3/4" overall length
6 3/4" overall length; 6 3/8" center to center

GI	\$264.00
GII	\$340.00
GIII	\$413.00
GIV	Quote

18.03.086

Spout ring for above

GI	\$52.00
GII	\$68.00
GIII	\$87.00
GIV	Quote

Specifications available at sigmafaucet.com

SIGMA[®]

PRECISION CRAFTED FAUCETRY



BATHROOM ACCESSORIES

Bathroom Accessories



Accessory Series 01

See in 400 Series Charlotte
400 Lexington
400 Portsmouth
400 New Hampton



Accessory Series 06

See in Series 900 Seville



Accessory Series 07

See in 300 Series Salem
300 Windham



Accessory Series 08

See in 200 Series Alexandria
200 Hampshire
200 Montreal



Accessory Series 09

See in Series 830 Siena



Accessory Series 10

See in 720 Series Mallorca
720 Valencia



Accessory Series 11

See in 110 Series Stella
110 Stella X



Accessory Series 18

See in 300 Series Aria
1500 Sussex
1800 Ascot
1800 Sussex
1800 Waldorf



Accessory Series 20

See in 200 Series Toronto



Accessory Series 22

See in 350 Series Bordeaux
400 Portofino



Accessory Series 25

See in 1500 Series Huntington



Accessory Series 35

See in 300 Series St Michel
350 Loire
350 Monte Carlo
350 Orleans
350 St Michel



Accessory Series 38

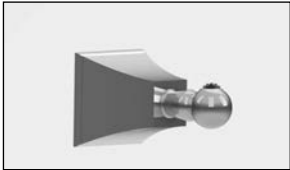
See in 1600 Series Nuance
2300 Stixx
Mixx
Jaxx

Bathroom Accessories



Accessory Series 44

See in 400 Series Charlotte Elite



Accessory Series 51

510 Lira
510 Lisse



Accessory Series 60

See in 1900 Series Harlow



Accessory Series 53

See in Series 2500 Regent
2500 Regent X
2800 Regent
2800 Regent X



Accessory Series 61

See in 2700 Series Tremont
2700 Tremont X



Accessory Series 62

See in 620 Series Moderne
620 Moderne X



Accessory Series 66

See in 3200 Series Devon
See in 3200 Series Georgian
See in 3200 Series Jefferson Elite II
See in 3200 Series Madison Elite




Accessory Series 81

See in Series 800 Houston



Accessory Series 82

See in Series 800 Chicago



Accessory Series 86

See in Series 830 Siena



Accessory Series 92

3400 Ceres II
3400 Nova II
3400 Polaris II



Accessory Series 97

See in 3200 Series Luxembourg
See in 3200 Series Venezia

American

PLUMBING SPECIALTIES



American Plumbing Specialties

For information regarding the American Plumbing Specialties section of the catalog, or other questions, please refer to sigmafaucet.com under specifications, or call customer service at 800-960-2284.

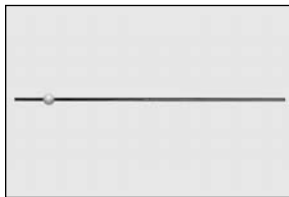
Lavatory Drains



18.11.041

Lav Pop-up Drain Assembly
Fits 1-1/2" hole. 1-1/4" O.D. x 8" **with** overflow holes
Flange and Stopper Finished Only
Solid Brass

GI	\$98.00
GII	\$126.00
GIII	\$156.00
GIV	Quote



APS.11.019

Extended Horizontal Ball Rod for pop-up drain assembly
14" Long
Chrome plated only
For use on extra large sinks

GI	\$29.00
----	---------



APS.11.121

Tailpiece for Lavatory Drain - 1-1/4" x 12"
Solid Brass
(Does not fit lift & turn drains)

GI	\$41.00
GII	\$52.00
GIII	\$64.00
GIV	Quote



18.11.110

Grid Drain **with** Overflow
Fits 1-1/2" hole. 1-1/4" O.D. x 8"
Grid Finished Only
Solid Brass

GI	\$98.00
GII	\$126.00
GIII	\$156.00
GIV	Quote



18.11.120

Grid Drain **without** Overflow
Fits 1-1/2" hole. 1-1/4" O.D. x 8"
All Parts Finished
Solid Brass

GI	\$114.00
GII	\$149.00
GIII	\$183.00
GIV	Quote



18.11.052

Soft Touch Drain **with** Overflow
Fits 1-1/2" hole. 1-1/4" O.D. x 12"
Flange and Stopper Finished Only
Solid Brass

GI \$110.00
GII \$121.00
GIII \$137.00
GIV Quote



18.11.053

Soft Touch Drain **without** Overflow
Fits 1-1/2" hole. 1-1/4" O.D. x 12"
All Parts Finished
Solid Brass

GI \$121.00
GII \$156.00
GIII \$190.00
GIV Quote

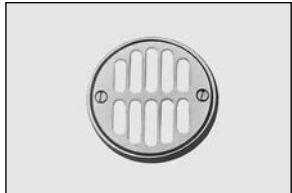
Shower Strainers



APS.11.279

Round Brass Strainer Only
3-3/8" O.D. **with** screws
2-7/8" C-C screw holes
Solid Brass

GI \$41.00
GII \$52.00
GIII \$64.00
GIV Quote



APS.11.263

Drain Trim Set
Consists of grill, crown, and screws
See APS.11.264 for matching tile square
Solid Brass

GI \$52.00
GII \$68.00
GIII \$87.00
GIV Quote




APS.11.264

Tile Square only - 4-1/2" with 3-5/8" diameter opening
Can be used with APS.11.263 and APS.11.279
Solid Brass

GI \$22.00
GII \$29.00
GIII \$41.00
GIV Quote


Shower Strainers



APS.11.265

Deluxe Trim Set
Consists of grill, crown, screws, and tile square
Solid Brass

GI \$75.00
GII \$98.00
GIII \$121.00
GIV Quote



APS.11.266

Shower Strainer for Plastic Oddities Shower Drains
4-1/4" diameter with screws
2-5/8" C-C screw holes
Solid Brass

GI \$41.00
GII \$52.00
GIII \$64.00
GIV Quote



APS.11.283

Brass Snap-in Strainer; fits Casper Strainer #129
4-1/4" O.D.
2-7/8" prong to prong diameter
Solid Brass

GI \$29.00
GII \$41.00
GIII \$52.00
GIV Quote



APS.11.288

Brass Snap-in Strainer; fits plastic Mustee drains
4-5/8" O.D.
3" prong to prong diameter
Solid Brass


GI \$41.00
GII \$52.00
GIII \$64.00
GIV Quote



APS.11.290

Brass Quick Caulking Compression Shower Drain
2" IPS with rubber gripper and steel wrench
Solid Brass

GI \$87.00
GII \$114.00
GIII \$144.00
GIV Quote



APS.11.306

Shower Strainer for Plastic Oddities
4" O.D. with screws
3-3/8" C-C screw holes
Solid Brass

GI \$29.00
GII \$41.00
GIII \$52.00
GIV Quote

Waste and Overflow Trim Kits



APS.11.268

Replacement Strainer with screw for Trip Waste and Overflow
2-7/8" O.D. Dome Strainer
Gerber type strainer and screw for waste and overflow
Solid Brass

GI \$29.00
GII \$41.00
GIII \$52.00
GIV Quote



APS.11.269

Gerber Style bathtub strainer
1-1/2" Drain Body with screw
Coarse thread
Solid Brass

GI \$57.00
GII \$75.00
GIII \$91.00
GIV Quote



APS.11.257

Toe-Activated Tub Drain
Fits 1-1/2" Coarse Thread Strainer Shoes including Gerber,
Rapid Fit, and Watco
Solid Brass

GI \$133.00
GII \$172.00
GIII \$213.00
GIV Quote

Not available in PVD finishes



APS.11.256

Lift and Turn Bath Plug & Drain
1-1/2" IPS
Fits 2" opening; coarse thread
Solid Brass

GI \$64.00
GII \$87.00
GIII \$110.00
GIV Quote

Not available in PVD finishes




APS.11.293

Faceplate for Waste and Overflow with 2 Holes and Screws
Toe Activated Tub Drain (APS.11.257)
1-1/2" IPS
Solid Brass

GI \$133.00
GII \$172.00
GIII \$213.00
GIV Quote

Not available in PVD finishes



APS.11.292

Faceplate for Waste and Overflow with 2 Holes and Screws
Lift and Turn Bath Plug Drain (APS.11.256)
1-1/2" IPS
Solid Brass

GI \$114.00
GII \$149.00
GIII \$183.00
GIV Quote

Not available in PVD finishes



APS.11.296

Waste Cover with Trip Lever and 2 Holes
Gerber style bath tub strainer with screws (APS.11.269)
1-1/2" IPS - Coarse thread
Solid Brass

GI \$114.00
GII \$149.00
GIII \$183.00
GIV Quote

P-Trap Kits



APS.11.300

1-1/4" x 1-1/4" "P" Trap, includes APS.10.207 Flange
17 Gauge
Solid Brass

GI \$144.00
GII \$183.00
GIII \$225.00
GIV Quote



APS.11.305

1-1/2" x 1-1/2" P Trap, includes APS.10.208 Flange
17 Gauge
Solid Brass

GI \$144.00
GII \$183.00
GIII \$225.00
GIV Quote

Waste and Overflow Kits



18.11.200

Exposed Standard Trip Waste and Overflow
Completely plated, 16" Tall, 17 Gauge, Solid Brass

GI	\$501.00
GII	\$643.00
GIII	\$788.00
GIV	Quote



18.18.401

Exposed Extended Trip Waste and Overflow
Completely plated, 22" Tall, 17 Gauge, Solid Brass

GI	\$390.00
GII	\$501.00
GIII	\$616.00
GIV	Quote

Concealed Waste and Overflow Kits



APS.11.205 - Concealed

Concealed Standard Trip Lever and Overflow
14" - 16" Tall, Adjustable
17 Gauge
Solid Brass

GI	\$351.00
GII	\$455.00
GIII	\$558.00
GIV	Quote



APS.11.215 - Concealed

Concealed Extended Trip Lever and Overflow
20" - 22" Tall, Adjustable
17 Gauge
Solid Brass

GI	\$351.00
GII	\$455.00
GIII	\$558.00
GIV	Quote



APS.11.277 - Concealed Only

Concealed Trip-lever Waste & Overflow
with Bathtub Drain & Strainer
Makes up to 22"x 25"- 27" Tall, Adjustable
For deep tubs with center drains
17 Gauge
Solid Brass

GI	\$443.00
GII	\$570.00
GIII	\$696.00
GIV	Quote

American Plumbing Specialties



APS.11.307

1-1/2" Ground Joint Sink Trap (PVC) with cleanout
Massachusetts Approved.

GI	\$202.00
GII	\$259.00
GIII	\$317.00
GIV	Quote



APS.11.301

1-1/4" x 1-1/4" "S" Trap, includes APS.10.207 Flange
17 Gauge
Floor Mounted
Solid Brass

S-Trap Kits

GI	\$98.00
GII	\$126.00
GIII	\$156.00
GIV	Quote



APS.11.302

1-1/2" x 1-1/2" "S" Trap, includes APS.10.208
Flange
17 Gauge
Floor Mounted
Solid Brass

S-Trap Kits

GI	\$98.00
GII	\$126.00
GIII	\$156.00
GIV	Quote

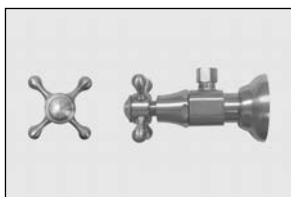


APS.10.208

Deep High Box Flange
For 1-1/2" O.D.
1-1/2" I.D. x 3" O.D. x 1-3/4" HT
Solid Brass

Trap Flanges

GI	\$29.00
GII	\$41.00
GIII	\$52.00
GIV	Quote



APS.27.011

Deluxe Brass Cross Handle Angle Valve
Compression Angle Valve with 1/4 turn
20 pt. ceramic cartridge
1/2" Compression Inlet
3/8" Compression Outlet

Standard Angle Stop Valves

GI	\$202.00
GII	\$259.00
GIII	\$317.00
GIV	Quote



APS.27.015

Angle Stop Valve
1/2" IPS Inlet
3/8" O.D. Compression Outlet

GI	\$52.00
GII	\$68.00
GIII	\$87.00
GIV	Quote




APS.27.009

Cross Handle Angle Stop
1/2" Compression Inlet
3/8" Compression Outlet

*Available in Polished Chrome Only

GI \$202.00



APS.27.010

Deluxe Brass Cross Handle Straight Valve
Compression Straight Valve with 1/4 turn
20 pt. ceramic cartridge
1/2" Compression Inlet
3/8" Compression Outlet

GI \$160.00
GII \$206.00
GIII \$252.00
GIV Quote



APS.27.016

Straight Stop Valve
1/2" IPS Inlet
3/8" O.D. Compression Outlet

GI \$64.00
GII \$87.00
GIII \$110.00
GIV Quote

Straight Stop Valves




APS.27.013

Straight Stop Valve
1/2" Compression Inlet
3/8" O.D. Compression Outlet

GI \$64.00
GII \$87.00
GIII \$110.00
GIV Quote

Straight Stop Valves



Handle not shown

APS.___.029

Angle Stop Valve with Cover Tube and Bell Flange for
TOILETS 1/2" Sweat Inlet
3/8" Compression Outlet
(Includes APS.___.028 & APS.27.020)

GI \$160.00
GII \$206.00
GIII \$252.00
GIV Quote

Note: Not all handles compatible
Call Customer Service for handle choices

Angle Stop Valve Kits




Handle not shown

APS.___.026

Angle Stop Valve with Supply Tube Kit for TOILETS
Includes APS.___.027, APS.27.022 and APS.27.020

GI \$213.00
GII \$275.00
GIII \$340.00
GIV Quote

Note: Not all handles compatible
Call Customer Service for handle choices




Handle not shown

APS.___.024

Angle Stop Valve with Supply Tube Kit for LAVS
Includes: (2) APS.___.027, APS.27.022 and APS.27.012

GI \$420.00
GII \$540.00
GIII \$662.00
GIV Quote

Note: Not all handles compatible
Call Customer Service for handle choices



Handle not shown

APS.___.030

Angle Stop Valve with Cover Tube and Bell Flange for
LAVS 1/2" Sweat Inlet
3/8" Compression Outlet
Includes: (2) APS.___.028 and APS.27.012

GI \$363.00
GII \$466.00
GIII \$570.00
GIV Quote

Note: Not all handles compatible
Call Customer Service for handle choices

American Plumbing Specialties




Handle not shown

APS._.027

Angle Stop Valve 16 PT with 1/4 Turn Shut-off
1/2" Compression Inlet
3/8" Compression Outlet

GI \$167.00
GII \$218.00
GIII \$271.00
GIV Quote

Note: Not all handles compatible
Call Customer Service for handle choices



Handle not shown


APS._.028

Angle Stop Valve, Cover, Tube and Bell Flange
1/2" Sweat Inlet
3/8" Compression Outlet

GI \$144.00
GII \$183.00
GIII \$225.00
GIV Quote

Note: Not all handles compatible
Call Customer Service for handle choices


Brass Risers



APS.27.020

Standard Brass Riser for TOILETS with
Flat Washer 3/8" O.D. x 20"

GI \$29.00
GII \$41.00
GIII \$52.00
GIV Quote



APS.27.012

Standard Brass Riser for LAVS with Cone
Washer 3/8" O.D. x 20"

GI \$29.00
GII \$35.00
GIII \$45.00
GIV Quote

Solid Brass Flanges



APS.27.025

Bell Flange
11/16" ID x 2-13/32" O.D. x 1-1/4" Tall

GI \$18.00
GII \$22.00
GIII \$29.00
GIV Quote



APS.27.022

Deluxe Brass Flange
11/16" ID x 2-1/2" O.D. x 13/32" Tall
Fits ST Filterstop kits - see below

GI \$18.00
GII \$22.00
GIII \$29.00
GIV Quote

ST Filterstop® Angle Valves



APS.27.001

Angle Ball Valve with Filter
1/2" Compression Inlet
3/8" O.D. Compression Outlet
Built-in Filter
Available in Polished Chrome ONLY

GI \$45.00



APS.27.003

Dual Outlet Angle Ball Valve with Filter
1/2" Compression Inlet
3/8" O.D. Compression Outlet
Built-in Filter
Available in Polished Chrome ONLY

GI \$52.00



APS.27.004

Angle Ball Valve with Filter
1/2" Compression Inlet
3/8" I.D. Compression Outlet
Vandal Resistant. Built-in Filter
Available in Polished Chrome ONLY


GI \$52.00



APS.27.006

Dual Outlet Angle Ball Valve with Filter
1/2" Compression Inlet
3/8" Compression Outlet
Vandal Resistant. Built-in Filter
Available in Polished Chrome ONLY

GI \$45.00




APS.27.008

Deluxe Exposed ST Filterstop® with Deluxe Brass Flange
1/2" Compression Inlet
3/8" O.D. Compression Outlet
Built-in FilterKit

GI \$133.00
GII \$172.00
GIII \$213.00
GIV Quote


ST Filterstop®



APS.27.103

Standard ST Filterstop® Kit for TOILETS
Includes: (1) Each APS.27.001,
APS.27.022, and APS.27.020
Available in Polished Chrome ONLY


GI \$57.00



APS.27.100

Standard ST Filterstop® Kit for LAVS
Includes: (2) Each APS.27.001, APS.27.022, and APS.27.020
Available in Polished Chrome ONLY


GI \$110.00



APS.27.101

Deluxe ST Filterstop® Kit with Deluxe Escutcheon for TOILETS
Includes: (1) Each APS.27.008 and APS.27.020
All Finishes

GI \$149.00
GII \$195.00
GIII \$241.00
GIV Quote



APS.27.102

Deluxe ST Filterstop® Kit with Deluxe Escutcheon for LAVS
Includes: (2) Each APS.27.008 and APS.27.012
All Finishes

GI \$298.00
GII \$386.00
GIII \$471.00
GIV Quote

Floor Drain Kits




APS.2ABS.504T	4" Square Fleur ABS Shower Drain with Solid Nickel Bronze Top Trim Only	GI	\$229.00
		GII	\$259.00
APS.2PVC.504T	4" Square Fleur ABS Shower Drain with Solid Nickel Bronze Top Trim Only	GIII	\$363.00
		GIV	Quote
APS.2ABS.504R APS.2PVC.504R	Body Only		\$98.00

Note: IPS fitting available - Call Customer Service



APS.2ABS.506T	4" Square ABS Shower Drain with Solid Nickel Bronze Top 2" Heavy Duty Shower Drain and 4x4" Square Solid Brass Strainer Assembly Trim Only <u>HEAVY DUTY INTERIOR USE</u>	GI	\$103.00
		GII	\$133.00
		GIII	\$167.00
		GIV	Quote
APS.2ABS.506R	Body Only		\$98.00



APS.2PVC.506T	4" Square PVC Shower Drain with Solid Nickel Bronze Top 2" Heavy Duty Shower Drain and 4x4" Square Solid Brass Strainer Assembly Trim Only <u>HEAVY DUTY INTERIOR USE</u>	GI	\$103.00
		GII	\$133.00
		GIII	\$167.00
		GIV	Quote
APS.2PVC.506R	Body Only		\$98.00




APS.3ABS.508T	6" Square ABS Shower Drain with Solid Nickel Bronze Top 3" ABS Floor Drain with 6 x 6" Square Adjustable Nickel Bronze Strainer Assembly (Shipped with Bushing for 2" pipe) Trim Only	GI	\$229.00
		GII	\$294.00
		GIII	\$363.00
		GIV	Quote
	ABS HEAVY DUTY INTERIOR USE		
APS.3PVC.508T	6" Square PVC Shower Drain with Solid Nickel Bronze Top 3" PVC Floor Drain with 6 x 6" Square Adjustable Nickel Bronze Strainer Assembly (Shipped with Bushing for 2" pipe) Trim Only	GI	\$229.00
		GII	\$294.00
		GIII	\$363.00
		GIV	Quote
	PVC HEAVY DUTY INTERIOR USE - <u>INTERIOR EAST COAST</u>		
APS.3ABS.508R APS.3PVC.508R	Body Only		\$160.00

American Plumbing Specialties



APS.11.509T	5" Cast Iron Floor Drain with Solid Nickel Bronze Top 2" Cast Iron Floor Drain with 5 x 5" or 6 x 6" Square Adjustable Nickel Bronze Strainer Assembly Trim Only	GI \$229.00 GII \$294.00 GIII \$363.00 GIV Quote
APS.11.505T	6" Cast Iron Floor Drain with Solid Nickel Bronze Top 2" Cast Iron Floor Drain with 5 x 5" or 6 x 6" Square Adjustable Nickel Bronze Strainer Assembly Trim Only	
APS.11.509R APS.11.505R	Body Only	\$167.00



APS.3ABS.510T	5" Square ABS Floor Drain with Solid Nickel Bronze Top 3" ABS Floor Drain with 5x5" Square Adjustable Nickel Bronze Strainer Assembly (Shipped with bushing for 2" pipe) Trim Only	GI \$156.00 GII \$202.00 GIII \$248.00 GIV Quote
APS.3PVC.510T	5" Square PVC Floor Drain with Solid Nickel Bronze Top 3" PVC Floor Drain with 5x5" Square Adjustable Nickel Bronze Strainer Assembly (Shipped with bushing for 2" pipe) Trim Only	
APS.3ABS.510R APS.3PVC.510R	Body Only	\$160.00

Grab Bars

- All grab bars offered by SIGMA are made of 18 Gauge (0.049") tubular brass and/or #304 stainless steel. Wall flanges are Snap-On concealed, 3" diameter.
- All bars, when properly installed by a professional contractor, will exceed the Federal Weight Load requirements of 250 lb/f (pounds of force). Mounting hardware provided by installer.
- All bars comply with ADA, FHA, VA and HUD requirements and specifications when properly installed. All bars comply with Federal Specifications WW-P-541/8b, Amendment 1, 16 April 1990 and ANSI 117.1



ADA Compliant

18.18.400	12" Grab Bar with Plain Flange Measurements given are center to center--add 3" for overall length. Bar diameter 1-1/4".	GI	\$264.00
		GII	\$340.00
		GIII	\$413.00
		GIV	Quote
18.18.401	18" Grab Bar with Plain Flange	GI	\$294.00
		GII	\$379.00
		GIII	\$466.00
		GIV	Quote
18.18.402	24" Grab Bar with Plain Flange	GI	\$321.00
		GII	\$413.00
		GIII	\$505.00
		GIV	Quote



ADA Compliant

18.18.406	12" Grab Bar with Decorative Rope Flange Note: Measurements given are center to center--add 3" for overall length. Bar diameter 1-1/4".	GI	\$264.00
		GII	\$340.00
		GIII	\$413.00
		GIV	Quote
18.18.407	18" Grab Bar with Decorative Rope Flange	GI	\$294.00
		GII	\$379.00
		GIII	\$466.00
		GIV	Quote
18.18.408	24" Grab Bar with Decorative Rope Flange	GI	\$321.00
		GII	\$413.00
		GIII	\$505.00
		GIV	Quote



ADA Compliant

18.18.418	12" Grab Bar with Decorative Step Flange Note: Measurements given are center to center--add 3" for overall length. Bar diameter 1-1/4".	GI	\$264.00
		GII	\$340.00
		GIII	\$413.00
		GIV	Quote
18.18.419	18" Grab Bar with Decorative Step Flange	GI	\$294.00
		GII	\$379.00
		GIII	\$466.00
		GIV	Quote
18.18.420	24" Grab Bar with Decorative Step Flange	GI	\$321.00
		GII	\$413.00
		GIII	\$505.00
		GIV	Quote

Specifications available at sigmafaucet.com

SIGMA[®]

PRECISION CRAFTED FAUCETRY

Premium Valving Technology Since 1986

VALVES AND CARTRIDGES

State-of-the-Art American, German, French,
Italian, and Hungarian Components



USA



GERMANY



FRANCE



ITALY



HUNGARY

November 2025

Premium Valving Technology

Since 1986

State-of-the-Art American, German, French, Italian, and Hungarian Components

Our premium thermostatic valves are engineered to the highest standards for precise temperature control, performance, comfort, and safety. Our industry-leading valves exceed uniform plumbing codes, are ICC-ES and CSA B125 certified, and UPC listed in USA and Canada.

Our proprietary thermostatic valving brands are Sigmatherm®, Eurotherm®, Simply Safe®, E-Mini, and Butler Mill and Brassworks.®

We design and specify our valving, then partner with the finest technical manufacturers in Europe and USA. Our faucets utilize premium valves and cartridges from these leading brands.



EUROTHERM

Eurotherm® of France



Flühs of Germany

Since 1926



Tränkle

TURNING TECHNOLOGY

Anton Tränkle of Germany



KEROX

Kerox of Hungary



Vernet

France


Performance

- Unleaded lavatory sets that exceed NSF 61-9 sanitary standards and California Title 54 requirements.
- Certified and listed
- Exposed thermostatic systems in all sizes.
- Solid brass construction is the foundation our faucets are built upon.
- Valves are machined in the United States of America using CNC computer-driven lathes and mills.
- State of the art ¼" turn ceramic disc cartridges with lifetime warranty.
- World's finest thermostatic systems – ½", ¾", 1 ¼", 1 ½" and 2" sizes for residential; 2", 3", 4" and 6" for commercial.
- ½" and ¾" thermostatic valves have the highest flow rates in the world: dual exit ½" at 15 gpm, dual exit ¾" at 32 gpm.

Operating Information


16 Versus 20 Point Valves and Parts

Our valves, cartridges, and related parts are offered with 16 and 20 points (ridges, grooves, or splines). The number of points of a cartridge or stem must equal the number of points in the faucet handle, so they fit together.



Hot Versus Cold Volume Control Cartridges

A hot volume control cartridge is the same as a cold volume control cartridge, except that it opens in the opposite direction. A hot cartridge opens or turns on the water by moving in the counter-clockwise direction. A cold cartridge opens or turns on the water by moving in the clockwise direction.



All flow rates comply with Department of Energy's standards and regulations.



Flühs

Lavatory Faucet Valves

Since 1992



1/2" Lavatory Faucet Valve 16 Point

Hot 16 Point



1/2" Lavatory Faucet Valve
18.30.002
\$119

PARTS

Hot 16 Point



1/2" Quarter Turn Ceramic
Disk Cartridge
18.30.030
\$59

Cold 16 Point



1/2" Lavatory Faucet Valve
18.30.001
\$119

PARTS

Cold 16 Point



1/2" Quarter Turn Ceramic
Disk Cartridge
18.30.029
\$59

1/2" Lavatory Faucet Valve 20 Point

Hot 20 Point



1/2" Lavatory Faucet Valve
78.30.002
\$119

PARTS

Hot 20 Point



1/2" Quarter Turn Ceramic
Disk Cartridge
18.30.036
\$59

Cold 20 Point



1/2" Lavatory Faucet Valve
78.30.001
\$119

PARTS

Cold 20 Point



1/2" Quarter Turn Ceramic Disk
Cartridge
18.30.035
\$59



Flühs

Roman Tub Valves

Since 1996



3/4" Roman Tub Valve 16 Point

Hot 16 Point



3/4" Roman Tub Valve
18.30.016
\$185

PARTS

Hot 16 Point



3/4" Quarter Turn Ceramic
Disk Cartridge
18.30.018
\$69

Cold 16 Point



3/4" Roman Tub Valve
18.30.015
\$185

PARTS

Cold 16 Point



3/4" Quarter Turn Ceramic
Disk Cartridge
18.30.017
\$69

3/4" Roman Tub Valve 20 Point

Hot 20 Point



3/4" Roman Tub Valve
78.30.016
\$185

PARTS

Hot 20 Point



3/4" Quarter Turn Ceramic
Disk Cartridge
18.30.011
\$69

Cold 20 Point



3/4" Roman Tub Valve
78.30.015
\$185

PARTS

Cold 20 Point



3/4" Quarter Turn Ceramic
Disk Cartridge
18.30.010
\$69



Flühs

1/2" Lavatory In-Wall Corner Valves

Forged brass bodies made in Germany

Since 2000



16 Point



1/2" In-Wall Corner Valve Rough Kit
16 Point
18.30.024
\$445

PARTS

	Hot 20 Point	Cold 20 Point		
1/2" In-Wall Hot Corner Valve 16 Point 18.30.022 \$225	1/2" In-Wall Cold Corner Valve 16 Point 18.30.021 \$225	1/2" Quarter Turn Ceramic Disk Cartridge 18.30.036 \$59	1/2" Quarter Turn Ceramic Disk Cartridge 18.30.035 \$59	Kit G 16 and 20 Point Stem Extension and All Thread Tube Kit 00.41.014 \$79

20 Point



1/2" In-Wall Corner Valve Rough Kit
20 Point
78.30.024
\$445

PARTS

	Hot 20 Point	Cold 20 Point		
1/2" In-Wall Hot Corner Valve 20 Point 78.30.022 \$225	1/2" In-Wall Cold Corner Valve 20 Point 78.30.021 \$225	1/2" Quarter Turn Ceramic Disk Cartridge 18.30.036 \$59	1/2" Quarter Turn Ceramic Disk Cartridge 18.30.035 \$59	Kit G 16 and 20 Point Stem Extension and All Thread Tube Kit 00.41.014 \$79



Flühs

Shut-Off Valves

Powered by Flühs (Forged brass bodies made in Germany)
Since 2000



1/2" Shut-Off Valves for Shower and Tub Systems (7 gpm)

16 Point



PARTS


Hot 20 Point



1/2" Quarter Turn Ceramic
Disk Cartridge
18.30.036
\$59

Kit G

16 and 20 Point



Stem Extension and All
Thread Tube Kit
00.41.014
\$79

20 Point



PARTS


Hot 20 Point



1/2" Quarter Turn Ceramic
Disk Cartridge
18.30.036
\$59

Kit G


16 and 20 Point



Stem Extension and All
Thread Tube Kit
00.41.014
\$79

3/4" Shut-Off Valves for High Flow Shower and Tub Systems (12 gpm)

16 Point



PARTS


Hot 20 Point



3/4" Quarter Turn Ceramic
Disk Cartridge
18.30.011
\$69

Kit G

16 and 20 Point



Stem Extension and All
Thread Tube Kit
00.41.014
\$79

20 Point



PARTS


Hot 20 Point



3/4" Quarter Turn Ceramic
Disk Cartridge
18.30.011
\$69

Kit G

16 and 20 Point



Stem Extension and All
Thread Tube Kit
00.41.014
\$79

Standard 2-Way In-Wall Diverter Valve

Since 2018

3-Port 2-Way Diverter Valve **with Positive Shut-Off**

16 Point



3-Port In-wall Diverter Valve
16 Point
18.30.255M
\$355


PARTS



2-Way Diverter Cartridge
Positive Shut-Off
18.30.903
\$115

Kit G

16 and 20 Point



Stem Extension and All
Thread Tube Kit
00.41.014
\$79

20 Point



3-Port In-wall Diverter Valve
20 Point
78.30.255M
\$355


PARTS



2-Way Diverter Cartridge
Positive Shut-Off
18.30.903
\$115

Kit G

16 and 20 Point



Stem Extension and All
Thread Tube Kit
00.41.014
\$79



Flühs

2-Way and 3-Way In-wall Diverter Valves

Premium German, Best in Industry

Since 2000



Motion 33 Series 2-Way Diverter with **Positive Shut-Off** (Operates 2 independent exits)

Code approved in California

20 and 16 Point



3-Port In-wall Diverter Valve
16 Point
78/18.30.255
\$475


PARTS



In-wall Diverter Valve Cartridge
Hot 20 Point
18.30.259 (Orange Dot)
\$129

Kit G

16 and 20 Point



Stem Extension and All
Thread Tube Kit
00.41.014
\$79

Motion 33 Series 3-Way Diverter with **Positive Shut-Off** (Operates up to 3 independent exits separately, but not simultaneously.)

Code approved in California

20 and 16 Point



4-Port In-wall Diverter Valve
16 Point
78/18.30.253
\$475


PARTS



In-wall Diverter Valve Cartridge
Hot 20 Point
18.30.257 (Green Dot)
\$129

Kit G

16 and 20 Point



Stem Extension and All
Thread Tube Kit
00.41.014
\$79

3-Way and 5-Way In-wall Diverter Valves

Motion 33 Series Diverter with **Positive Shut-Off** (5-way position cartridge, 3 independent exits, and 2 merged exits)

Not code approved in California

20 and 16 Point



4-Port In-wall Diverter Valve
16 Point
78/18.30.269
\$505


PARTS



In-wall Diverter Valve Cartridge
Hot 20 Point
18.30.264 (Brown Dot)
\$159

Kit G

16 and 20 Point



Stem Extension and All
Thread Tube Kit
00.41.014
\$79

Non-Rising Stem 1" Compression Shut-Off Valves for High Flow Thermostatic Valves



Machined Brass Bar Stock Since 1992
20 gpm

16 Point



Shut-Off Valve 16 Point for Large High Flow
Eurotherm® Thermostatic Valve
R30.348
\$955


PARTS



Cartridge 20 Point
R30.131
Out of Stock

Kit G

16 and 20 Point



Stem Extension and All
Thread Tube Kit
00.41.014
\$79

20 Point



Shut-Off Valve 20 Point for Large High Flow
Eurotherm® Thermostatic Valve
R30.048
\$955

PARTS



Cartridge 20 Point
R30.131
Out of Stock

Kit G

16 and 20 Point



Stem Extension and All
Thread Tube Kit
00.41.014
\$79

Diverter 2-Way Roman Tub Valves



Since 2000



Roman Tub Transfer Valve
R30.005
\$295

Since 2009



3-Port Deck Diverter Valve
18.30.245
\$355





Flühs

Ribbon Series 1/2" Lavatory In-Wall Corner Valves

From 2006 to 2020



Ribbon 1/2" Corner Valves



Ribbon 1/2" Corner Valves
R30.R13
\$525

PARTS



Hot 20 Point



1/2" Quarter Turn Ceramic
Disk Cartridge
18.30.036
\$59

Cold 20 Point



1/2" Quarter Turn Ceramic
Disk Cartridge
18.30.035
\$59

Ribbon 1/2" In-Line Shut-Off



Ribbon 1/2" In-Line Shut-Off
R30.R17
\$555

PARTS



Hot 20 Point



1/2" Quarter Turn Ceramic
Disk Cartridge
18.30.036
\$59

Ribbon 3/4" In-Line Shut-Off



Ribbon 3/4" In-Line Shut-Off
R30.R47
\$295

PARTS



Hot 20 Point



3/4" Quarter Turn Ceramic
Disk Cartridge
18.30.011
\$69



Flühs

Ribbon Series 1/2" Lavatory Valves

From 2006 to 2020



Ribbon 1/2" Lavatory Valves



Ribbon 1/2" Lavatory Valves

PARTS

Hot	Cold		Hot 20 Point	Cold 20 Point
Ribbon 1/2" Lav Valve R30.R01 \$265	Ribbon 1/2" Lav Valve R30.R02 \$265	Universal Valve Collar 88.30.315 XM-24 Connecting Sleeve 88.30.320	1/2" Quarter Turn Ceramic Disk Cartridge 18.30.036 \$59	1/2" Quarter Turn Ceramic Disk Cartridge 18.30.035 \$59

Ribbon 3/4" Roman Tub Valves



Ribbon 3/4" Roman Tub Valves

PARTS

Hot	Cold		Hot 20 Point	Cold 20 Point
Ribbon 3/4" Roman Valve Hot R30.R04 \$345	Ribbon 3/4" Roman Valve Cold R30.R04 \$345	Universal Valve Collar 88.30.315 XM-24 Connecting Sleeve 88.30.320	3/4" Quarter Turn Ceramic Disk Cartridge 18.30.011 \$69	3/4" Quarter Turn Ceramic Disk Cartridge 18.30.010 \$69

Shut-Off Valves

Sold Machined Brass

Since 1992



USA

2 Valve Rough

16 Point



2 Valve Rough (8" Spread)
16 Point
18.30.008
Out of Stock

PARTS

Hot 20 Point



1/2" Quarter Turn Ceramic
Disk Cartridge
18.30.036
\$59

Cold 20 Point



1/2" Quarter Turn Ceramic
Disk Cartridge
18.30.035
\$59

Kit G

16 and 20 Point



Stem Extension and All
Thread Tube Kit
00.41.014
\$79

20 Point



2 Valve Rough (8" Spread)
20 Point
78.30.008
Out of Stock

PARTS

Hot 20 Point



1/2" Quarter Turn Ceramic
Disk Cartridge
18.30.036
\$59

Cold 20 Point



1/2" Quarter Turn Ceramic
Disk Cartridge
18.30.035
\$59

Kit G

16 and 20 Point



Stem Extension and All
Thread Tube Kit
00.41.014
\$79

3 Valve Rough

16 Point



3 Valve Rough (10" Spread)
16 Point
18.30.009
Out of Stock

PARTS

Hot 20 Point



In-Wall Diverter
Cartridge 20 Point
18.30.012
\$75

Cold 20 Point



1/2" Quarter Turn Ceramic
Disk Cartridge
18.30.035
\$59

Kit G

16 and 20 Point



Stem Extension and All
Thread Tube Kit
00.41.014
\$79

20 Point



3 Valve Rough (10" Spread)
20 Point
78.30.009
Out of Stock

PARTS

Hot 20 Point



In-Wall Diverter
Cartridge 20 Point
18.30.012
\$75

Cold 20 Point



1/2" Quarter Turn Ceramic
Disk Cartridge
18.30.035
\$59

Kit G

16 and 20 Point



Stem Extension and All
Thread Tube Kit
00.41.014
\$79

1/2" Eurotherm® Thermostatic Shower Valves

Up to 15 gpm Both Ends Open
European Forged Brass Bodies
Since 1996

No Volume Control



1/2" Thermostatic Shower Valve
No Volume Control
18.30.078
\$529

PARTS



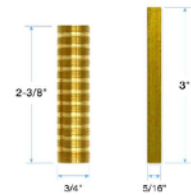
FRANCE

Eurotherm® 1/2" Full-Flow
Thermostatic Cartridge
Since 1992
18.30.082
\$309




Spring Shut-Off Check
Valve
(2 per Valve)
18.30.181
\$99

Kit C



Thermostatic Extension Set
18.12.069
\$75

One Volume Control



1/2" Thermostatic Shower Valve
One Volume Control
18.30.076
\$599

PARTS



FRANCE

Eurotherm® 1/2" Full-Flow
Thermostatic Cartridge
Since 1992
18.30.082
\$309

Hot 20 Point

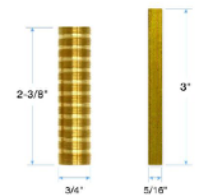


1/2" Quarter Turn Ceramic
Disk Cartridge
18.30.036
\$59




Spring Shut-Off Check
Valve
(2 per Valve)
18.30.181
\$99

Kit C



Thermostatic Extension Set
18.12.069
\$75

Two Volume Controls



1/2" Thermostatic Shower Valve
Two Volume Controls
18.30.077
\$649

PARTS



FRANCE

Eurotherm® 1/2" Full-Flow
Thermostatic Cartridge
Since 1992
18.30.082
\$309

Hot 20 Point

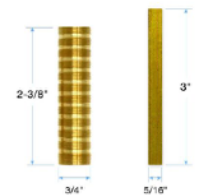


1/2" Quarter Turn Ceramic
Disk Cartridge
18.30.036
\$59



Spring Shut-Off Check
Valve
(2 per Valve)
18.30.181
\$99

Kit C



Thermostatic Extension Set
18.12.069
\$75

One Volume Control (for Imperial Plate)



1/2" Thermostatic Shower Valve
One Volume Control
78.30.079
\$749

PARTS



FRANCE

Eurotherm® 1/2" Full-Flow
Thermostatic Cartridge
Since 1992
18.30.082
\$309

Hot 20 Point

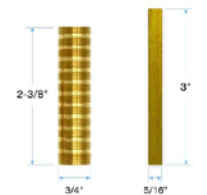


1/2" Quarter Turn Ceramic
Disk Cartridge
18.30.036
\$59



Spring Shut-Off Check
Valve
(2 per Valve)
18.30.181
\$99

Kit C




Thermostatic Extension Set
18.12.069
\$75

New Sigmatherm® Multi-Function Thermostatic Shower Valves with 2-Way, 3-Way, and 5-Way Diverter Valves


Thermostatic Shower Valve with 2-Way Diverter Valve with Positive Shut Off

Code approved in California




1/2" Thermostatic Shower Valve
18.30.910
\$859


PARTS



FRANCE
Eurotherm® 1/2" Full-Flow Thermostatic Cartridge
Since 1992
18.30.082
\$309




In-wall Diverter Valve Cartridge
Hot 20 Point
18.30.259 (Orange Dot)
\$129



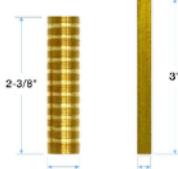
Spring Shut-Off Check Valve
(2 per Valve)
18.30.181
\$99

Kit G
16 and 20 Point



Stem Extension and All Thread Tube Kit
00.41.014
\$79


Kit C



Thermostatic Extension Set
18.12.069
\$75


Thermostatic Shower Valve with 3-Way Diverter Valve with Positive Shut Off

Code approved in California




1/2" Thermostatic Shower Valve
18.30.911
\$859


PARTS



FRANCE
Eurotherm® 1/2" Full-Flow Thermostatic Cartridge
Since 1992
18.30.082
\$309




In-wall Diverter Valve Cartridge
Hot 20 Point
18.30.257 (Green Dot)
\$129



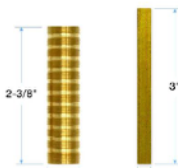
Spring Shut-Off Check Valve
(2 per Valve)
18.30.181
\$99

Kit G
16 and 20 Point



Stem Extension and All Thread Tube Kit
00.41.014
\$79


Kit C



Thermostatic Extension Set
18.12.069
\$75


Thermostatic Shower Valve with 5-Way Diverter Valve with Positive Shut Off

Not code approved in California




1/2" Thermostatic Shower Valve
18.30.912
\$859


PARTS



FRANCE
Eurotherm® 1/2" Full-Flow Thermostatic Cartridge
Since 1992
18.30.082
\$309




In-wall Diverter Valve Cartridge
Hot 20 Point
18.30.264 (Brown Dot)
\$159




Spring Shut-Off Check Valve
(2 per Valve)
18.30.181
\$99

Kit G
16 and 20 Point



Stem Extension and All Thread Tube Kit
00.41.014
\$79

Kit C



Thermostatic Extension Set
18.12.069
\$75

High-Flow Eurotherm® Thermostatic Valves


Made in France Since 1945



3/4" Eurotherm® Thermostatic Shower Valves (up to 32 gpm both ends open)

High water flow: up to 32 gallons per minute at a water pressure of 65 pounds per square inch. Lower water flow with restriction: up to 16 gallons per minute at a water pressure of 65 pounds per square inch When both top and bottom exits are open. Valve is designed to run multiple exits at the same time.

Single or Dual Exits (Residential/Semi Commerical)



3/4" Eurotherm® Thermostatic Shower Valve
18.30.071
\$1,995

PARTS



3/4" Eurotherm® Thermostatic Cartridge
18.30.147
\$1,795

Or



Reverse 3/4" Eurotherm® Thermostatic Cartridge
18.30.161
\$1,895


Reverse Cartridge

Kit C



Stem Extension Kit
(2-3/8" Threaded Tube and 3" Square Tube)
18.12.069
\$75

Single or Dual Exits with Shut-Offs (Residential only)



3/4" Eurotherm® Thermostatic Shower Valve
18.30.171N
\$2,295

PARTS



3/4" Eurotherm® Thermostatic Cartridge
18.30.147
\$1,795



Reverse 3/4" Eurotherm® Thermostatic Cartridge
18.30.161
\$1,895

Reverse Cartridge

Before 2018
2 Hot 20 Point



3/4" Quarter Turn Ceramic Disk Cartridge
18.30.011
\$69

2018 and After
2 Hot 20 Point



1/2" Quarter Turn Ceramic Disk Cartridge
18.30.036
\$59

Kit C




Stem Extension Kit
(2-3/8" Threaded Tube and 3" Square Tube)
18.12.069
\$75

1" Eurotherm® Thermostatic Shower Valve (20 gpm)

High water flow: up to 32 gallons per minute at a water pressure of 65 pounds per square inch. Lower water flow with restriction: up to 20 gallons per minute at a water pressure of 65 pounds per square inch. The bottom plug exists to flush a shower system for winterizing a summer home that is expected to be vacant through the cold winter season.

Single Exit (single exit only, no bottom exit), Bottom Plug Supplied



1" Eurotherm® Thermostatic Shower Valve
18.30.072
\$2,795

PARTS



1" Eurotherm® Thermostatic Cartridge
18.30.199
\$2,495

Kit C



Stem Extension Kit
(2-3/8" Threaded Tube and 3" Square Tube)
18.12.069
\$75

New and
Improved

Engineered Thermostatic Shower Valves

Low Flow Rate Green Water Saver Valves 3-4 gpm
Forged Brass Bodies
Effective August 8, 2021



E-Mini Thermostatic Valve with 2-Way Diverter and Built-in Positive Shut-Off



E-Mini Thermostatic Valve
18.30.292
\$509

Includes both 16 and 20 point
stem extensions

PARTS



GERMANY

E-Mini Thermostatic Cartridge
18.30.294
\$169

Hot



Mini-Therm
Screwdriver Stop
18.30.883A
\$65

Cold



Mini-Therm
Screwdriver Stop
18.30.884A
\$65

Or



2-Way Diverter Cartridge
Positive Shut-Off
18.30.903
\$115

Pressure Balance Shower Valves

Pressure Balance Shower Valve

Since 2008



Pressure Balance Shower Valve
with Diverter
18.30.061
\$325

PARTS



Pressure Balance Shower
Cartridge
18.30.893
\$150



Spring Shut-Off
18.30.895
2 per valve
Out of Stock



Pressure Balance Shower Valve with 2-Way Diverter

Since 2008



Pressure Balance Shower Valve
with Diverter
18.30.063
\$415

PARTS



Pressure Balance Shower
Cartridge
18.30.893
\$150



Trickle Flow Diverter
Cartridge
18.30.898
\$100



Spring Shut-Off
18.30.895
2 per valve
Out of Stock



Regular Stem Extension and All-Thread Tube Kits


Kit A 16 Point



Kit B 20 Point



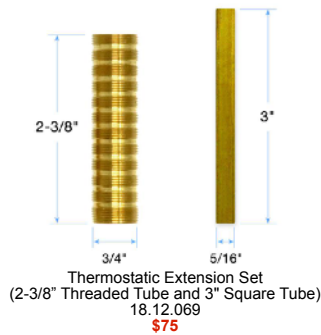
Kit G 16 and 20 Point



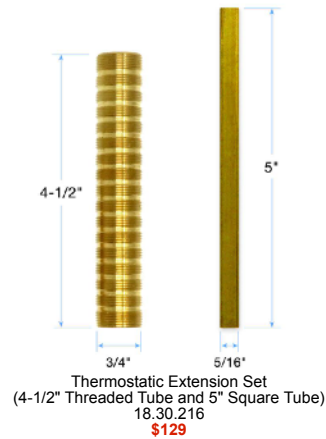
These parts may be cut to the desired length.

Thermostatic Threaded Tube and Square Tube Kits

Kit C



Kit D



These parts may be cut to the desired length.

Extensions for Stem Extensions

Kit E 16 Point



Kit F 20 Point



Additional Valves and Cartridges

Ceramic Disc Cartridge



Thermostatic Cartridges

1/2" Exposed Thermostatic Shower System



3/4" Exposed Thermostatic Shower System



DISCONTINUED VALVES

Replacement Parts Available

Pressure Balance Shower Valves

1/2" Single Control Shower Pressure Balance Valve

From 1999 to 2008

16 Point



Pressure Balance Shower Valve
18.30.061
Discontinued


PARTS



Pressure Balance Shower Cartridge
18.30.865
Out of Stock



Spring Shut-Off
18.30.895
2 per valve
Out of Stock



20 Point



Pressure Balance Shower Valve
78.30.061
Discontinued

PARTS



Pressure Balance Shower Cartridge
18.30.865
Out of Stock



Spring Shut-Off
18.30.895
2 per valve
Out of Stock



1/2" Single Control Tub and Shower Pressure Balance Valve

From 1999 to 2008

16 Point



Pressure Balance Shower Valve with Diverter
18.30.062
Discontinued

PARTS



Pressure Balance Shower Cartridge
18.30.865
Out of Stock



Push Style Diverter Cartridge
18.30.873
Out of Stock



Spring Shut-Off
18.30.895
2 per valve
Out of Stock



20 Point



Pressure Balance Shower Valve with Diverter
78.30.062
Discontinued

PARTS



Pressure Balance Shower Cartridge
18.30.865
Out of Stock



Push Style Diverter Cartridge
18.30.873
Out of Stock



Spring Shut-Off
18.30.895
2 per valve
Out of Stock



Pressure Balance Shower Valve

Pressure Balance Tub/Shower Valve

Since 2008



Pressure Balance Shower Valve
with Diverter
18.30.062
Discontinued

PARTS



Pressure Balance Shower
Cartridge
18.30.893
\$150



Pull Type
Diverter Cartridge
18.30.894
\$90



Spring Shut-Off
18.30.895
2 per valve
Out of Stock



Kit G
16 and 20 Point
Stem Extension and All
Thread Tube Kit
00.41.014
\$79

Thermostatic Shower Valves

Low Flow Rate Green Water Saver Valves 3-4 gpm
European Forged Brass Bodies



E-Mini Thermostatic Valves with Positive Shut-Offs

Discontinued August 1, 2021

One Volume Control



E-Mini Thermostatic Valve with
One Volume Control Positive
Shut-Off
18.30.291
Discontinued

PARTS					
		GERMANY			
				Or	
	E-Mini Thermostatic Cartridge 18.30.294 \$169		Hot Mini-Therm Screwdriver Stop 18.30.883A \$65		Cold Mini-Therm Screwdriver Stop 18.30.884A \$65
					

E-Mini Thermostatic Valves with Positive Shut-Off 2-Way Diverter

Discontinued August 1, 2021

No Volume Control



E-Mini Thermostatic Valve with
No Volume Control and with
Positive Shut-Offs
18.30.292
Discontinued

PARTS					
		GERMANY			
				Or	
	E-Mini Thermostatic Cartridge 18.30.294 \$169		Hot Mini-Therm Screwdriver Stop 18.30.883A \$65		Cold Mini-Therm Screwdriver Stop 18.30.884A \$65
					

Thermostatic Valve

1/2" Simply Safe® Thermostatic Valve

From 2000 to 2008



1/2" Thermostatic Shower Valve
with Two Volume Controls

PARTS

KEROX



Simply Safe Thermostatic Cartridge
20 Point
18.30.155
\$179

Hot 20 Point



3/4" Quarter Turn Ceramic
Disk Cartridge
18.30.011
\$69



Spring Shut-Off
18.30.156
\$65

1/2" In-Wall Diverter

Since 2004

1/2" In-Wall 2-Way Diverter with Shut-Off

16 Point



1/2" In-Wall 2-Way Diverter with
Shut-Off
16 Point
R30.384

PARTS



2-Way Diverter Cartridge
20 Point
18.30.323
\$119

Kit G

16 and 20 Point



Stem Extension and All
Thread Tube Kit
00.41.014
\$79

1/2" In-Wall 2-Way Diverter with Shut-Off

20 Point



1/2" In-Wall 2-Way Diverter with
Shut-Off
20 Point
R30.184

PARTS



2-Way Diverter Cartridge
20 Point
18.30.323
\$119

Kit G

16 and 20 Point



Stem Extension and All
Thread Tube Kit
00.41.014
\$79

Standard 2-Way In-Wall Diverter Valve

3-Port 2-Way Diverter **with No Shut-Off**

16 Point



2-Way In-wall Diverter Valve
16 Point
18.30.254M

PARTS



2-Way Diverter Cartridge
18.30.898
\$99

Kit G

16 and 20 Point



Stem Extension and All
Thread Tube Kit
00.41.014
\$79

20 Point



2-Way In-wall Diverter Valve
20 Point
78.30.254M

PARTS



2-Way Diverter Cartridge
18.30.898
\$99

Kit G

16 and 20 Point



Stem Extension and All
Thread Tube Kit
00.41.014
\$79

4-Port Diverter Valve

Ribbon 3/4" 4-Port Diverter

16 Point



Ribbon 3/4" 4-Port Diverter
R30.R10
Out of Stock

PARTS



20-30 Point Stem
Extension
88.30.317



Universal
Valve Collar
88.30.315



XM-24
Connecting
Sleeve 88.30.320



20-30 Point Stem
Extension
88.30.319

Ribbon Valve Stem
Extension Kit
18.30.305
\$235



Diverter Cartridge
16 Point
18.30.113
Out of Stock

20 Point



Ribbon 3/4" 4-Port Diverter
Out of Stock

PARTS



20-30 Point Stem
Extension
88.30.317



Universal
Valve Collar
88.30.315



XM-24
Connecting
Sleeve 88.30.320



20-30 Point Stem
Extension
88.30.319

Ribbon Valve Stem
Extension Kit
18.30.305
\$235



Diverter Cartridge
20 Point
78.30.113
Out of Stock



USA

1/2" In-Wall Diverters

From 1992 to 2012



1/2" 3-Port In-wall Diverter

16 Point



1/2" 3-Port In-wall Diverter
16 Point
R30.547

PARTS



In-Wall Diverter
Cartridge 20 Point
18.30.012
Out of Stock

Kit G

16 and 20 Point



Stem Extension and All
Thread Tube Kit
00.41.014
\$79

1/2" 3-Port In-wall Diverter

20 Point



1/2" 3-Port In-wall Diverter
20 Point
R30.147

PARTS



In-Wall Diverter
Cartridge 20 Point
18.30.012
Out of Stock

Kit G

16 and 20 Point



Stem Extension and All
Thread Tube Kit
00.41.014
\$79

Additional Valves and Cartridges



4-Port Deck Diverter Valve and Cartridge
16 Point
18.30.025
Out of Stock



4-Port Deck Diverter Valve Cartridge 16 Point
18.30.113
Out of Stock